

Avila:Dos

GOOD PEOPLE . NICE BATHROOMS

M A G A Z I N E

WHAT'S NEW 05

INTERVIEW

Design Interiorismo

*"With Avila Dos we
find solutions to all our
projects"*

NOVELTIES

COLOURS! For Carmen, Elena, Paris...

*New wide option of
lacquered colours
for The Essentials
Collections.*

NOVELTIES

Blanca, 3 drawers option, new colour, legs...

*An aesthetic that makes
you fall in love with it, more
versatile, more options.*

CARMEN

80 cm | 2 Drawers | Finish 55
Rigato Handle

Base Unit + Lacquered Worktop +
K-Olive Kuadrado Countertop Basin

EX



LEADING ARTICLE

Seduced by the beauty of evolution. It's time to impress.

What is design? At a time when we live under a constant and ever-accelerating information barrage, it's time to take a break and redefine the concept of design.

Everything that surrounds us and has been created by human has a purpose, and therefore has been designed. Design involves reflection, time and experience to achieve a result. However, the immediacy to which we are subjected, linked to the 'wow' effect of what we see and consume, has distorted this concept and there is a tendency to think that design is everything that is beautiful or trendy. Big mistake! Each of the objects we use in our everyday lives is design.

As Danish designer Finn Juhl (1912-1989) said, 'You can't create happiness with beautiful things, but you can ruin a lot of happiness with bad ones.'

A well-designed product will fulfill its function while maintaining aesthetic emotion. At Avila Dos we follow our analysis process to understand the user's needs and provide solutions through organized and imaginative thinking. Solutions that work and affirm aesthetic emotion. Today we fill our pages with novelties that show a path: the evolution towards an eternal destination, never a finish line.

Design Interiorismo P.06

Interior Designers + Showroom

'With Avila Dos we find solutions to all our projects'

Design Interiorismo & Decoración is an interior design and refurbishment studio with showrooms in El Viso del Alcor (Seville) and El Rompido (Huelva), whose philosophy is based on three fundamental principles: inspiration, creativity and exclusivity. They develop all kinds of comprehensive projects and stand out for their extensive knowledge in the selection and application of materials such as wood, as well as in outdoor decoration.



ESSENTIALS



Blanca Collection 12



Carmen Collection 30



Slim Collection 56



Mirrors 100



Elena Collection 58



Paris Collection 74



Natalia Collection 88



Spotlight & Accessories 104

NOVELTIES



NOVELTY
CARMEN:
Now colour features in a lead role.

'Colour Drenching' revolutionizes interior design.



NOVELTY
CARMEN
New handle available in 7 colours!

Colour offers an endless world of possibilities.



NOVELTY
BLANCA
New colour, new legs model.

New colour, new legs model. For soft interior design concepts and warm aesthetics.



NOVELTY
KOLORES:
Maintenant plus d'options.

The perfect complement to give that unique touch to the bathroom.

**QUALITY
GUARANTY**
VALUES THAT
SUSTAIN OUR WORK

High End Drawers

Stainless steel sides
Totally removable
Soft close
Triple regulation
With organisers as standard in all collectionsAvec
aménagement de série dans toutes les collections



Reduced Depth

39 cm Reduced depth for Blanca, Carmen, Paris and Natalia
Collections.

Basins and Worktops

Wide range of worktops and basins in different
materials, ceramic and solid surface:

- Basin with tiwn bowl
- Reduced depth basin
- Off-centre bowl
- Compact stone worktops and countertop basins
- Colores worktop and basin
- PET worktop
- Laminate worktop



Mirrors Range

- Organic mirrors (Flow, Desigual)
- Mirrors on a board
- Led lighted mirrors
- Circular mirrors

Express Service

3 working days lead-time for express finishes: Blanca,
Carmen, Slim, Elena, Paris and Natalia Collections.

Fast Service

8 working days lead-time for lacquered colours items.

Secure Packaging

Aware of some regular transport issues, we constantly assess
on the way to prevent them and implement a solid and secure
packaging for all the items we ship.

Customer Service

Our team is made up of a collective of more than 20 people
organised in departments.

- External SALES TEAM travelling all over the domestic
and foreign map.
- Internal SALES TEAM directly dealing with our clientele
in order to provide technical assistance on specific
projects.
- COMMUNICATION DEPARTMENT developing all
necessary material to show our products.

Constant Evolution

We are aware that nothing lasts forever. All around us
created by man has been thought with an intention, it has
been designed.

Design will always be revised, improved and evolved,
because it has a soul.

Every little detail of a collection is a source of reflection,
research and, above all, emotion.



INTERVIEW

Design Interiorismo

EMOTIONAL INVOLVEMENT IS OUR CORE VALUE

‘With Avila Dos we find solutions to all our projects’

Design Interiorismo & Decoración is an interior design and refurbishment studio with showrooms in El Viso del Alcor (Seville) and El Rompido (Huelva), whose philosophy is based on three fundamental principles: inspiration, creativity and exclusivity. They develop all kinds of comprehensive projects and stand out for their extensive knowledge in the selection and application of materials such as wood, as well as in outdoor decoration.

READ THE FULL INTERVIEW AT WWW.AVILADOS.COM

What is the origin of Design Interiorismo?

The origin dates to 2010 with the creation of the first company focused on interior design with wood as the central axis. We had our own production. In 2013 we made the jump to integral interior design with the experience of the interior designer María Reyes Benítez.

How would you define your style?

We consider our style a mix of classic, modern and industrial.

We have developed an intense apprenticeship over the years that we have been able to officially certify but we firmly believe that the main ingredient is the emotional involvement with the clients in what we consider, in most cases, the project of their lives!

Is interior design a luxury?

We don't focus it like that, we address it from a comfort point of view, nothing better than to live well in your own home, and wherever you look everything is beneficial for your mental health, colours, aromas, design, materials, etc.

What do you consider to be the key to a modern home?

The basis is to look for absolute peace, projecting for it, many neutral tones, and always looking for environmentally friendly raw materials and oriented toward products with very natural finishes.

How would you describe your houses?

Our homes are, just that, homes. The place where we take refuge and compensate for the daily stress we are subjected to. Nowadays being an executive is an arduous battle, and it is at home that we find the energy we need to recharge.



We consider that each and every one of our houses is destined to be a contribution of energy, vitality and happiness in each of our spaces created in them.

How do you see yourselves in 10 years?

The vision is to continue growing in interior design, to carry out projects that are very focused on achieving the great dreams of our clients, and to have many more clients who are satisfied with our good work with respect to our projects.



ABOUT THE BATHROOM

What are the essential factors to consider in a bathroom renovation project?

First, analyze the client from the perspective of their needs. Then, together with the team, develop the project to be carried out to meet all the requirements for its perfect completion.

Has the bathroom become a key space for renovations?

Totally, and this is how we approach it, the bathroom must be the most comforting area of the home, in which we take refuge after or before all the daily stress to which we are subjected to, on a daily basis.



ABOUT AVILA DOS

What values do you find in the Avila Dos brand?

With Avila Dos, we found the solution to all our projects. We love the variety of product they have in their catalogues, you can find modern, classic, industrial, Nordic! It does not go unnoticed in any of their styles!

And in their product?

The product is unbeatable due to the care they take in its manufacturing, production, packaging, etc. Few manufacturers offer so many styles and such a wide range of colours and combinations between them.

Which of their collections do you love?

The collection I love the most is the Blanca collection, without a doubt.

I could talk about many, but the most gratifying, of this 2024, has been the project of the Villa of Rubén and Mari, in Urbanización La Motilla, in which I proposed a new collection of several suspended furniture among them the Advance collection, with circular washbasins in color, inspired by the illusion of their project, in the way of approaching what it meant for them, making use of colors, which were super emotionally enriching for them.

If you were to start over, would you do the same thing and would you have done it the same way? What would you change?

Well, yes, in a thousand lifetimes we'd do the same thing we do. It's very emotionally rewarding. We don't consider it a job; it's something innate that's born within us. Every day is a new dream. Knowing that we can contribute to turning a project on paper into a reality of people's dreams and emotions. Making our clients feel 'infinitely happy'!!





Basins and Worktops

GET INSPIRED BY THE COLOURS PALETTE

KOLORES BASINS

3 MODELS AVAILABLE IN 10 COLOURS



OVAL
46 x 33 x 13 cm



CIRCULO
37 ø x 12 cm



KUADRADO
36 x 36 x 12 cm

NEW



OVAL
46 x 33 x 13 cm



CIRCULO
37 ø x 12 cm

NEW



KUADRADO
36 x 36 x 12 cm

Matt Outside
White Gloss Inside



K-OLIVE



K-NUDE



K-CORAL



K-SKIN



K-WHITE



K-GREEN



K-COFFEE



K-BLUE



K-BLACK



K-GREY

BASINS

6 MODELS OF CERAMIC COUNTERTOP BASINS



BOL
40 ø x 15 cm



CIRCULAR
35 ø x 12 cm



OVAL
46 x 33 x 13 cm



OVAL WITH TAP HOLE
50 x 38 x 12 cm



CIRCULAR WITH TAP HOLE
40,5 Ø x 14,5 cm

NEW



RIGA
36 Ø x 12 cm

NEW



AIRE CERAMIC BASIN-MATT WHITE
60 / 70 / 80 / 100 / 120 cm



AIRE CERAMIC BASIN-MATT BLACK
60 / 70 / 80 / 100 / 120 cm



AIRE BASIN
60 / 70 / 80 / 100 / 120 / 140 cm



PLUS BASIN
60 / 70 / 80 / 100 / 120 cm



SOLIDO BASIN
70 / 80 / 100 / 120 cm

WORKTOPS

LAMINATE / KOLORES / COMPACT STONE / PET



LAMINATE
3 / 5 / 18 / 15 / 25 / 30 / 35 / 8



COMPACT STONE
BLACK MARQUINA / WHITE / MIX



PET
CALACATTA / WHITE




KOLORES



K-WHITE




K-GREEN



K-OLIVE



K-NUDE



K-COFFEE



K-BLUE



K-CORAL



K-BLACK



K-SKIN



K-GREY

More and more...

INNOVATIONS THAT IMPROVE FURNITURE

Lungo Legs

Metallic legs in black, white, gold and all lacquered colours matching our lacquered units. 3 sizes available:

10 cm. 3 Drawers base unit + integral basin.
15 cm. 2 Drawers base unit + countertop basin.
26 cm. 2 Drawers base unit + integral basin.



Black



White




Gold



Lacquered colour

New Rigato Handle

Create innovative solutions with this new handle available in 7 colours. Combine it at your choice with any material and colour finish of Carmen collection, either to make a contrast or to match with the palette.




Kolores Valves

More Kolores options.
And now the same colours in valves.



Flow framed Mirror in colour

FLOW framed mirror is now not only available in black, gold and chrome finish but also in our lacquered colours.



Mirror cabinet in colour

Mirror cabinets are now available to match the base unit. The sides can be ordered in all laminates, lacquered and k-lacquered finishes.



Blanca Collection

ESSENTIALS COLLECTIONS

The versatility of combined fronts.
Choose the one you like the most.



COMBINED FRONTS. OPTION 1

A=STRIPED - B=PLAIN - C=PLAIN - D=STRIPED (Line White Handle)



COMBINED FRONTS. OPTION 2

A=PLAIN - B=STRIPED - C=PLAIN - D=STRIPED (Line White Handle)



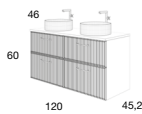
COMBINED FRONTS. OPTION 3

A=PLAIN - B=PLAIN - C=PLAIN - D=PLAIN (Line White Handle)

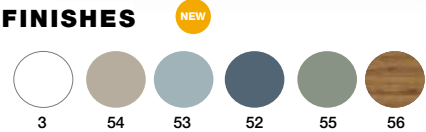


COMBINED FRONTS. OPTION 4

A=STRIPED - B=STRIPED - C=STRIPED - D=STRIPED (Line White Handle)



BLANCA
120 cm | 4 Drawers | Colour 55
Line White Handle
Base Unit + Pet Worktop + K-Olive Circulo
Countertop Basin

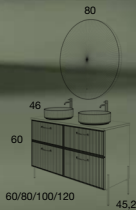


ALL CONFIGURATIONS, FINISHES
AND PRICES > PAGES 26/29



**HIGH END
DRAWERS**
Totally removable,
soft close and triple
regulation

BLANCA
120 cm | 4 Drawers | Colour 55
Line Gold Handle
Base unit + K-Blanco Worktop
+ K-Olive Countertop
Basin Circulo



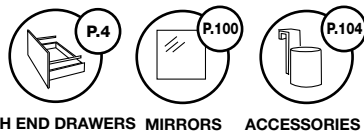
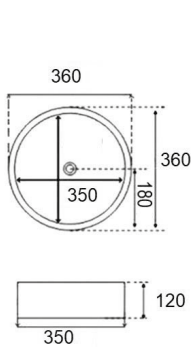
COMPONENTS	RRP
100 Ø Circular Gold Frame LED Mirror	536 €

WHAT'S NEW 05 | 13

Details that make
the difference

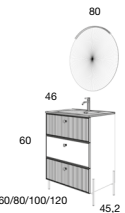


RIGA Basin
36 Ø x 12 cm
Gloss White Ceramic



Totally removable,
soft close and triple
regulation

BLANCA
60 cm | 3 Drawers | Colour 52
DOT White Handle
Base Unit + Aire Basin



COMPONENTS
50 Ø Circular Mirror
36,5 cm ORBIS Spotlight



KUADRADO TWO-TONE BASIN
36 x 36 x 12 cm
K-Blue (matt outside) and White (gloss inside)



CIRCULO TWO-TONE BASIN
35 Ø x 12 cm
K-Coffee (matt outside) and Gloss White (inside)



SET OF 2 LUNGO LEGS
10 cm. For 3 Drawers base unit with integral basin
15 cm. For 2 Drawers base unit with countertop basin
26 cm. For 2 Drawers base unit with integral basin

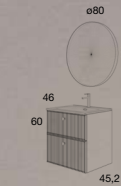


Blanca Collection

ESSENTIALS

BLANCA
60 cm | 2 Drawers | Colour 3
DOT Gold Handle

Base Unit + Aire Basin



COMPONENTS

80 Ø Circular Gold
Frame Mirror

STRIPED FRONTS



HIGH END
DRAWERS

Totally removable,
soft close and triple
regulation



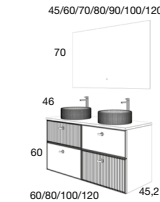
MIRRORS



ACCESSORIES

STRIPED FRONTS + PLAIN FRONTS

BLANCA
120 cm | 4 Drawers | Colour 3
| Rustic Handle
Base Unit + White Compact Stone
Worktop + 2 Riga Basins



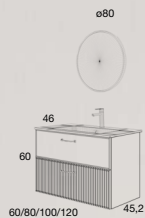
COMPONENTS RRP

Plain LED Mirror

RUSTIC HANDLE



BLANCA
80 cm | 2 Drawers | Colour 53
Base Unit + Aire Basin +
Line White Handle



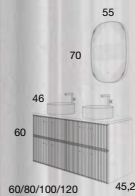
COMPONENTS
80 Ø Circular Gold Frame
LED Mirror

**ALL CONFIGURATIONS,
FINISHES AND PRICES
> PAGES 26/29**

COMBINED FRONTS



BLANCA
120 cm | 4 Drawers | Colour 52 | Line Gold Handle
Base Unit + K-White Worktop +
2 K-Blue Circulo Countertop Basins



COMPONENTS
Flow Gold Frame LED
Mirror

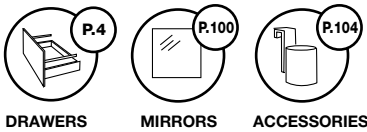
STRIPED FRONTS



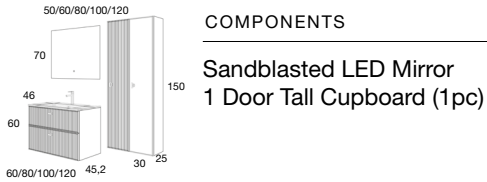
**HIGH END
DRAWERS**
Totally removable,
soft close and triple
regulation



Blanca
Collection
E S S E N T I A L S

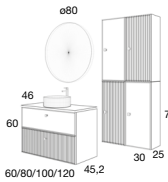


BLANCA
80 cm | 2 Drawers | Colour 55 | Rustic Handle
Base Unit + Aire Basin



COMPONENTS
Sandblasted LED Mirror
1 Door Tall Cupboard (1pc)


BLANCA
80 cm | 2 Drawers | Colour 3 | DOT Black Handle
Base Unit + K-Black Worktop + K-Black Circulo Countertop Basins



COMPONENTS
80 Ø Circular Black Frame LED Mirror
1 Door Wall Unit (1pc)

ALL CONFIGURATIONS,
FINISHES AND PRICES
> PAGES 26/29

LINE HANDLE / DOT KNOB



STRIPED FRONTS



**HIGH END
DRAWERS**
Totally removable,
soft close and triple
regulation

BLANCA
80 cm | 2 Drawers | Colour 54
Line White Handle

Base Unit + Aire Basin

COMPONENTS
Loop LED Mirror
1 Door Wall Unit (1pc)

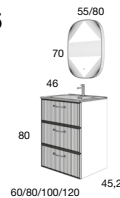


Blanca Collection

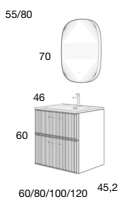
ESSENTIALS



BLANCA
60 cm | 3 Drawers | Colour 55
Line Gold Handle
Base Unit + Plus Basin



3 Drawers

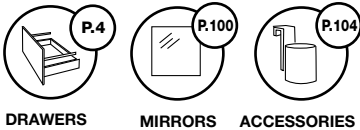


2 Drawers

BLANCA
60 cm | 2 Drawers | Colour 56
Line Gold Handle
Base Unit + Aire Basin

- COMPONENTS
- Flow Gold Frame
Mirror

ALL CONFIGURATIONS,
FINISHES AND PRICES
> PAGES 26/29

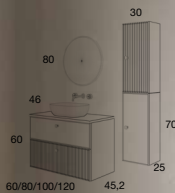


LINE / DOT HANDLES



BLANCA
80 cm | 2 Drawers | Colour 56
DOT Black HandleNoir

Base Unit + K-Black Worktop +
K-Black Oval Countertop Basin



- COMPONENTS
- 80 Ø Circular
Black Frame Mirror
1 Door Wall unit
(1pc)



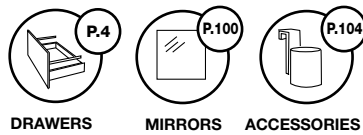
PLAIN + STRIPED FRONTS



HIGH END
DRAWERS
Totally removable,
soft close and triple
regulation



Blanca Collection
ESSENTIALS

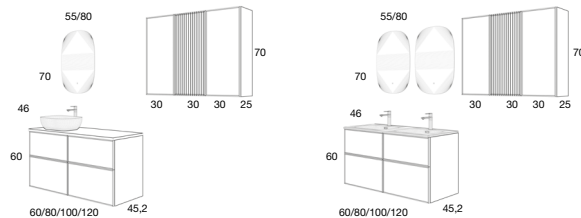


OFF-CENTRE COUNTERTOP BASIN

BLANCA
120 cm | 4 Drawers | Colour 3
Push Handle
Base Unit + K-Coffee Worktop
+ K-Coffee Oval Countertop
Basin

AIRE 2 BOWLS BASIN

BLANCA
120 cm | 4 Drawers | Colour 54
Push Handle
Base Unit + Aire Ceramic
Basin-Matt Black 2 Bowls
Basin



COMPONENTS
1 Door Wall Unit (1pc)
Flow Mirror (1pc)



MODULAR AIRE OFF-CENTRE BASIN

Base Unit + Modular Aire
Off-Centre Basin

- Off-Centre Basin (bowl centered in the module)

ALL CONFIGURATIONS, FINISHES AND PRICES
> PAGES 28/29



HIGH END DRAWERS
Totally removable,
soft close and triple
regulation



Blanca
Collection

ESSENTIALS

DESIGNS

2 FRONTS DESIGNS




PLAIN



STRIPED

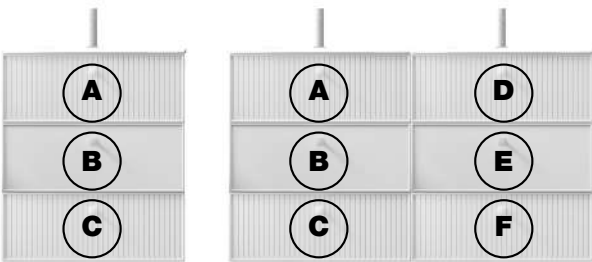
PLAIN AND STRIPED
FRONTS

MIX THE FRONTS AT YOUR TASTE. WHEN ORDERING, PLEASE USE THE SKETCHES BELOW TO INDICATE EACH DRAWER DESIGN. LAYOUT EXAMPLES ARE SHOWN ON PAGE 12.



A = STRIPED
B = STRIPED

A = STRIPED C = PLAIN
B = PLAIN D = STRIPED



A = STRIPED
B = PLAIN
C = STRIPED

A = STRIPED D = STRIPED
B = PLAIN E = PLAIN
C = STRIPED F = STRIPED

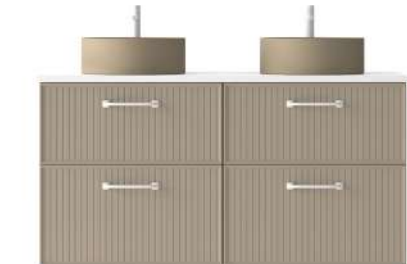
3 days lead-time Express Service applies to most of our products.
*Please check page 103 for detailed lead-time information.

FINGERPRINT
PROOF FINISHES

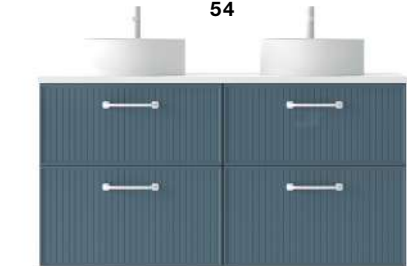
5 PLAIN COLOURS + 1 WOODEN LOOK



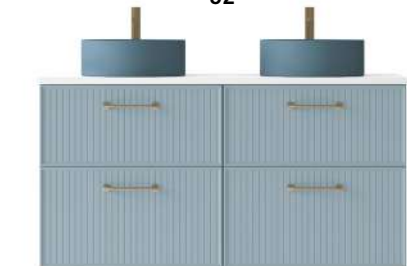
3




54



52



53



55



56

LAYOUTS

WALL MOUNTED BASE UNITS

PLAIN AND STRIPED FRONTS TO BE COMBINED
AT YOUR CHOICE




PLAIN OR STRIPED



2 DRAWERS 3 DRAWERS



4 DRAWERS



6 DRAWERS

HANDLES



LINE WHITE



LINE GOLD



DOT BLACK



RUSTIC (ONLY BLACK)



RONDO BLACK



PUSH



LINE BLACK



DOT WHITE



DOT GOLD



RONDO CHROME

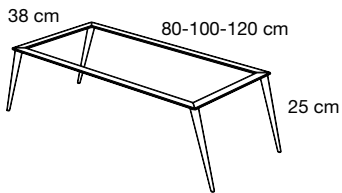


RONDO GOLD

DECORATIVE LEGS

STILETTO LEGS 25 CM HIGH
For 60 cm high base unit with integral basin

Express Service
3 days

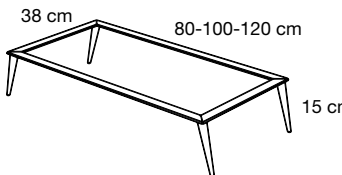


DESCRIPTION
For 80 cm base unit
For 100 cm base unit
For 120 cm base unit

Indicate in the order the finish: black or white.

STILETTO LEGS 15 CM HIGH
For 60 cm high base unit with countertop basin

Express Service
3 days



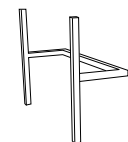
DESCRIPTION
For 80 cm base unit
For 100 cm base unit
For 120 cm base unit

Indicate in the order the finish: black or white.

SET OF 2 LUNGO LEGS

NEW

For 46cm and 39cm deep base units



HEIGHT	STANDARD	LACQUERED/GOLD
h 10		
h 15		
h 26		

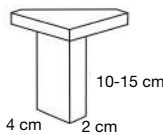
- Standard colours: black and white.
- Check page 104 for lacquered and k-lacquered finishes.

10 cm. 3 Drawers base unit + integral basin.
15 cm. 2 Drawers base unit + countertop basin.
26 cm. 2 Drawers base unit + integral basin.

SET OF 4 ESSENTIALS LEGS

The sets of 4 legs are available in chrome and black finish

Express Service
3 days

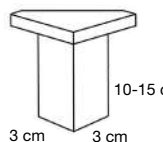


HEIGHT	RRP
h 10	
h 15	

SET OF 4 CUBO LEGS

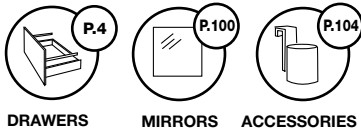
Les sets de 4 pieds existent en chromé et en noir

Express Service
3 days



HEIGHT	RRP
h 10	
h 15	

DECORATIVE LEGS, THE BASE UNITS
MUST BE FIXED TO THE WALL



Blanca Collection

ESSENTIALS

46 CM / 39 CM DEEP

Check page 26 for options and combinations.



SIZE	RRP
60	
70	
80	
100	
120*	4 Drawers
140*	4 Drawers


*Non-available in 39 cm depth.



SIZE	RRP
60	
70	
80	
100	
120*	6 Drawers
140*	6 Drawers

*Non-available in 39 cm depth.


FINISHES. Fingerprint proof and antibacterial



EXPRESS SERVICE
3 days lead-time

WORKTOPS

Worktops for countertop basins



Microtec material.
Composition: High pressure polymer material, mixture of high end minerals. High performance synthetic colour coating.

KOLORES WORKTOP

Standard Service 15 days

SIZE	1 BOWL	2 BOWLS
61		
71		
81		
101		
121		
141		

“KOLORES” WORKTOPS AND COUNTERTOP BASINS




IMPORTANT NOTE

Auxiliary items are reversible.
Tall cupboards include 3 glass shelves and 1 fixed middle shelf.
Wall units include 1 glass shelf. fixe comme la colonne.

WORKTOPS NOTE:
Please indicate if the worktop must include tap and basin holes and the desired position.
Kolores, laminate and lacquered worktops are also available in 39cm depth.
Notifier lors de la commande.

A +29€ charge will apply for drilling works to match other supplier basins.

CHECK PAGES 100-103 FOR MIRRORS, ACCESSORIES AND LEAD-TIME DETAILS.



COMPACT STONE WORKTOP

Standard Service 15 days


SIZE	1 BOWL	2 BOWLS
61		
71		
81		
101		
121		



PET WORKTOP

Express Service 3 days


SIZE	1 BOWL	2 BOWLS
61		
71		
81		
101		
121		



LAMINATE WORKTOP

Express Service 3 days

SIZE	1 BOWL	2 BOWLS
61		
71		
81		
101		
121		
141		



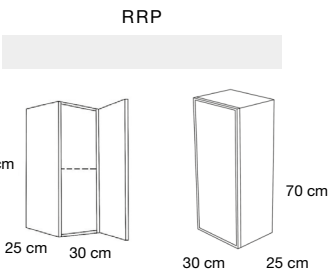
LACQUERED WORKTOP

Fast Service 8 days

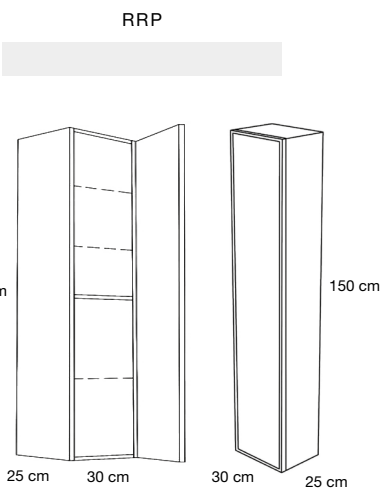
SIZE	1 BOWL	2 BOWLS
61		
71		
81		
101		
121		
141		

AUXILIARY ITEMS

1 DOOR WALL UNIT



1 DOOR TALL CUPBOARD



INTEGRAL BASINS Express Service 3 days



AIRE Ceramic Basin

SIZE	RRP
61	
71	
81	
101	1 Bowl
101	2 Bowls
121	2 Bowls
141	2 Bowls

100 cm base unit: The upper drawer drain section does not include organizers when fitted with Aire 2 bowls basin.



PLUS Ceramic Basin (46 cm or 39 cm)

SIZE	RRP
61	
71	
81	
101	
121*	2 Bowls

*Non-available in 39 cm depth.



AIRE Off-Centre Ceramic Basin

SIZE	RRP
81	
101	
121	Modular Aire

Right and left bowl available.

Modular Aire for 120 cm 4 Drawers and 6 Drawers base unit.



SOLIDO Basin (Solid Surface Coverage)

SIZE	RRP
70,5	
80,5	
100,5	

SOLIDO Off-Centre Basin (Solid Surface Coverage)

SIZE	RRP
120,5	

Right and left bowl available.



AIRE Ceramic Basin-Matt White

SIZE	RRP
61	
71	
81	
101	1 Bowl
121	2 Bowls



AIRE Ceramic Basin-Matt Black

SIZE	RRP
61	
71	
81	
101	1 Bowl
121	2 Bowls

CERAMIC COUNTERTOP BASINS Express Service 3 days



BOL Basin

SIZE	RRP
40 Ø x 15	

Left or right tap.



CIRCULAR Basin

SIZE	RRP
35 Ø x 12	

Left, right or centred tap.



OVAL Basin

SIZE	RRP
46 x 33 x 13	

Left, right or centred tap.



OVAL Basin Tap hole included

SIZE	RRP
50 x 38 x 12	



CIRCULAR Basin Tap Hole Included

SIZE	RRP
40,5 Ø x 14,5	



RIGA Basin

SIZE	RRP
36 Ø x 12	

Left, right or centred tap.

KOLORES & TWO-TONE KOLORES COUNTERTOP BASINS

Matt Colour Ceramic



CIRCULO Basin

SIZE	RRP
37 Ø x 12	



OVAL Basin

SIZE	RRP
46 x 33 x 13	



KUADRADO Basin

SIZE	RRP
36 x 36 x 12	



CIRCULO Basin Two-tone

SIZE	RRP
37 Ø x 12	



OVAL Basin Two-tone

SIZE	RRP
46 x 33 x 13	



KUADRADO Basin Two-tone

SIZE	RRP
36 x 36 x 12	

Left, right or centred tap.
Standard Service 15 days

Carmen Collection


ESSENTIALS COLLECTIONS

The transformative power of colour.
‘Colour Drenching’ revolutionizes interior design.




BASE UNITS & WORKTOPS FINISHES

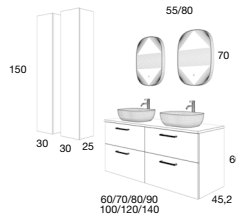
LAMINATE FINISHES



LACQUERED FINISHES



K-LACQUERED FINISHES



COMPONENTS RRP
Flow Colour 251 Frame
Mirror (1pc)
1 Door Tall Cupboard

ALL CONFIGURATIONS,
FINISHES AND PRICES
> PAGES 50/53



HIGH END
DRAWERS
Totally removable,
soft close and triple
regulation

CARMEN

140 cm | 4 Drawers | Colour 251
Red Rigato Handle

Base Unit + Lacquered Worktop +
K-Coral Two-tone Countertop Basins





Colour 22 + K-Grey Oval Countertop Basin + Red Rigato Handle



Colour 53 + K-Blue Oval Countertop Basin + Blue Rigato Handle



Colour 253 + K-Coffee Oval Countertop Basin + Brown Rigato Handle



Colour 252 + K-Skin Oval Countertop Basin + Red Rigato Handle



Colour 51 + K-Black Oval Countertop Basin + Red Rigato Handle



Colour 55 + K-Olive Oval Countertop Basin + Green Rigato Handle



Colour 34 + K-Nude Oval Countertop Basin + Brown Rigato Handle



Color 52 + K-Blue Oval Countertop Basin + Moss Grey Rigato Handle

Carmen
Collection
E S S E N T I A L S

LUNGO LEGS NEW

Black and White as standard, together with all colour palette matching the lacquered units.



Lungo 10cm
White option

Legs for 3 drawers base unit with integral basin.

Lungo 15cm
Black option

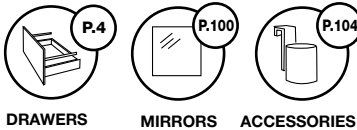
Legs for 2 drawers base unit with countertop basin.

Lungo 26cm
Colour option

Legs for 2 drawers base unit with integral basin.

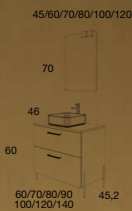


ALL CONFIGURATIONS,
FINISHES AND PRICES
> PAGES 50/53



CARMEN
80 cm | 2 Drawers | Colour 253
Brown Rigato Handle

Base Unit + K-Coffee Worktop +
K-Coffee Kuadrado Countertop Basin



COMPONENTS

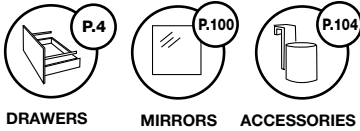
Curved Corners Plain Mirror
Square Spotlight (1pc)
Set of 2 Lungo Legs 15 cm



HIGH END
DRAWERS
Totally removable,
soft close and triple
regulation



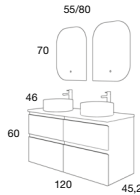
Carmen
Collection
E S S E N T I A L S



CARMEN
120 cm | 4 Drawers | Colour 35
Handle Free 21
Base Unit + K-Coffee Worktop +
K-Coffee Circulo Countertop Basin

2.377 €

Set with Plus Basin 2 Bowls



COMPONENTS

Desigual LED Mirror
Right Peak (1pc) / Left Peak (1pc)

Mirror size 55x70: option peak at right or left.
By default peak are made to the right.

**ALL CONFIGURATIONS,
FINISHES AND PRICES
> PAGES 50/53**

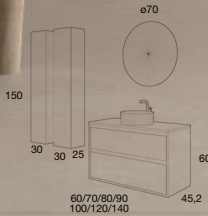
VISIBLE SIDES



**HIGH END
DRAWERS**
Totally removable,
soft close and triple
regulation

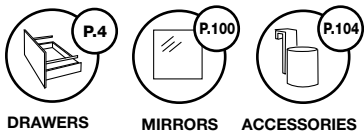
CARMEN
80 cm | 2 Drawers | Colour 35
Handle Free 21

Base unit + Laminate Worktop +
Circular Countertop Ceramic Basin



COMPONENTS

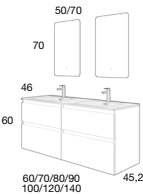
70 Ø Loop Circular LED Mirror
1 Door Tall Cupboard (1pc)



ALL CONFIGURATIONS,
FINISHES AND PRICES
> PAGES 50/53

CARMEN
140 cm | 4 Drawers | Colour 3
Angled Aluminium Handle
Base Unit + Aire Basin 2 Bowls

COMPONENTS
Curved Corners Plain LED
Mirror (1pc)



AIRE Basin 2 Bowls
Options > Pages 50/53



CARMEN
80 cm | 2 Drawers | Colour 51
Angled Aluminium Handle
Base Unit + Laminate Worktop + K-Oliva
Kvadrado Two-tone Countertop Basin



COMPONENTS
80 Ø Circular Colour 55
Frame LED Mirror

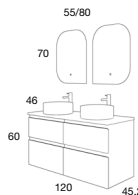


**HIGH END
DRAWERS**
Totally removable,
soft close and triple
regulation



CARMEN
120 cm | 4 Drawers | Colour 18
Angled Aluminium Handle
Base Unit + K-White Worktop +
K-White Circulo Countertop Basins

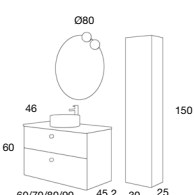
2.377 €



- COMPONENTS
- Desigual LED Mirror
 - Right peak (1pc) / Left peak (1pc)
- Mirror size 55x70: option peak at right or left.
By default peak are made to the right.



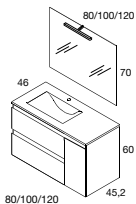
CARMEN
80 cm | 2 Drawers | Colour 18
Rondo Black Handle
Base Unit + K-Black Worktop +
K-Black Circulo Countertop Basin



- COMPONENTS
- 80 Ø Circular Mirror
 - Round Spotlight (1pc)
 - 1 Door Tall Cupboard

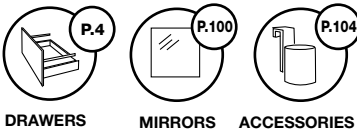


CARMEN
120 cm | 2 Drawers + 1 Door | Colour 18
Angled Aluminium Handle
Base Unit + Aire Off-Centre Basin



- COMPONENTS
- Plain Mirror
 - 36 cm Black Towel Racks
 - 60 LED Spotlight

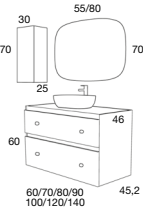
ALL CONFIGURATIONS,
FINISHES AND PRICES
> PAGES 50/53



CARMEN
80 cm | 2 Drawers | Colour 30
Rondo Chrome Handle
Base Unit + Mix Compact Stone Worktop +
K-Blue Oval Countertop Basin

COMPONENTS

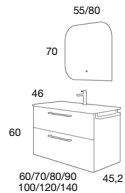
Flow Silver Frame LED Mirror
1 Door Wall Unit



CARMEN
80 cm | 2 Drawers | Colour 25
Black Handle
Base Unit + Aire Basin

COMPONENTS

Desigual LED Mirror
36 cm Black Towel Racks



ALL CONFIGURATIONS,
FINISHES AND PRICES
> PAGES 50/53

CARMEN
120 cm | 2 Drawers | Colour 30
Handle Free 21
Base Unit + K-Green Worktop +
K-Green Oval Countertop Basins



COMPONENTS

Flow Gold Frame LED
Mirror (1pc)



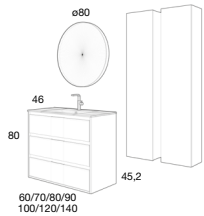
**HIGH END
DRAWERS**
Totally removable,
soft close and triple
regulation

Carmen
Collection
E S S E N T I A L S

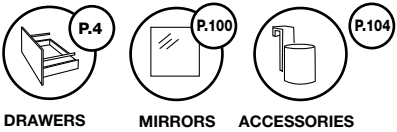
VISIBLE SIDES





CARMEN
80 cm | 3 Drawers | Colour 5
Integrated Handle
Base Unit + Aire Basin



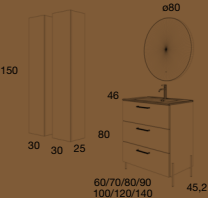
COMPONENTS	RRP
80 Ø Circular White Frame LED Mirror	
1 Door Tall Cupboard (1pc)	



AUXILIARY ITEMS
1 DOOR TALL CUPBOARDS
30 x 25 x 150 cm



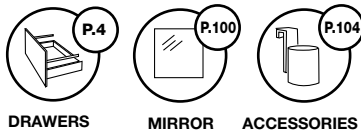
CARMEN
80 cm | 3 Drawers | Colour 52 |
Black Rigato Handle
Base Unit + Aire Basin-Matt Black



COMPONENTS
80 Ø Circular Black Frame
LED Mirror
1 Door Tall Cupboard (1pc)
Set of 2 Lungo Legs

HIGH END DRAWERS
Totally removable,
soft close and triple
regulation





VISIBLE SIDES CARCASS
19mm thick sides

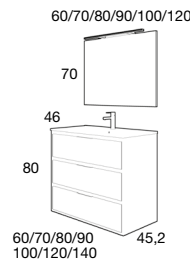
CARMEN
80 cm | 3 Drawers | Colour 3
Gola Chrome Handle

Base Unit + Plus Basin



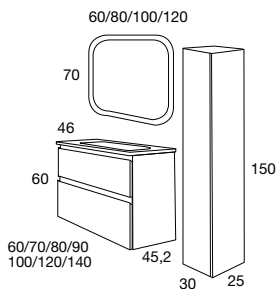
CARMEN
80 cm | 2 Drawers | Colour 3
Angled Aluminium Handle

Base Unit + Plus Basin



COMPONENTS

Plain Mirror
60 LED Spotlight Chrome



COMPONENTS

Loop LED Mirror
1 Door Tall Cupboard



HIGH END DRAWERS SYSTEM

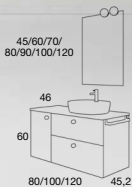
**ALL CONFIGURATIONS,
FINISHES AND PRICES
> PAGES 50/53**

CARMEN
100 cm | 1 Door + 2 Drawers | Colour 3
Rondo Chrome Handle

Base Unit + Calacatta PET Worktop +
Oval Countertop Basin Tap Hole Included

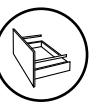


**HIGH END
DRAWERS**
Totally removable,
soft close and triple
regulation



COMPONENTS

Plain Mirror
Round Spotlight (1pc)
Chrome Towel Rack

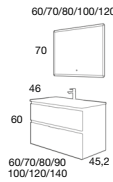


VISIBLE SIDES CARCASS

CARMEN

80 cm | 2 Drawers | Colour 15
Integrated Handle

Base Unit + Plus Basin



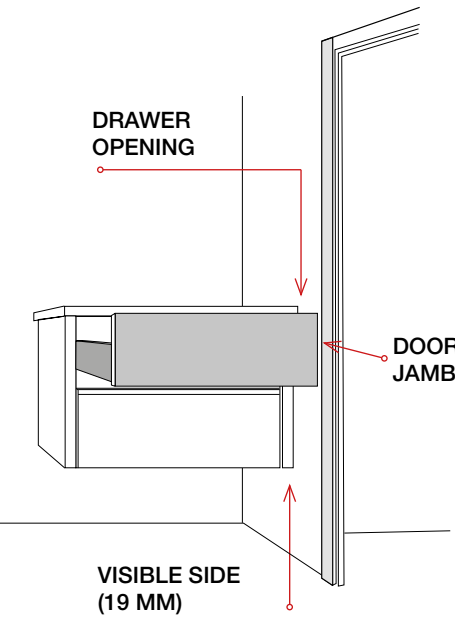
COMPONENTS

Curved Corners
Plain LED Mirror

ALL CONFIGURATIONS,
FINISHES AND PRICES
> PAGES 50/53

What are Visible
Sides made for?

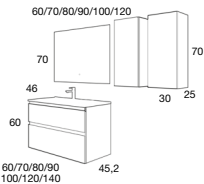
- Allow the drawers opening when the base unit is fitted beside a doorjamb.
- Prevent from colliding when the base unit is fitted beside walls.
- Offer a different style.



CARMEN

100 cm | 2 Drawers | Colour 252
Angled Aluminium Handle

Base Unit + Aire Basin 2 Bowls



COMPONENTS

Plain LED Mirror
1 Door Wall Unit (1pc)



3 days lead-time Express Service applies to most of our products.
*Please check page 103 for detailed lead-time information.

DESIGNS

SAME PRICE FOR ALL DESIGNS

RIGATO HANDLE IN 7 COLOURS

NEW



HANDLE FREE 21
2 carcass options:
Hidden and Visible Sides



CHROME OR BLACK HANDLE
Hidden Sides



INTEGRATED HANDLE
2 carcass options:
Hidden and Visible Sides



ANGLED BLACK HANDLE
Hidden Sides



ANGLED ALUMINIUM HANDLE
Hiden Sides



RONDO BLACK HANDLE
Structure Cachée



RONDO CHROME HANDLE
Hidden Sides



RONDO GOLD HANDLE
Hidden Sides



GOLA BLACK HANDLE
Visible Sides



GOLA CHROME HANDLE
Visible Sides

FINISHES

LAMINATE . High end stratified laminate boards.

EXPRESS SERVICE. 3 days lead-time



3



18



25



30



5



35



15

LACQUERED MATT

NEW

FAST SERVICE. 8 days lead-time




63 GLOSS



70 MATT




34




54




52




53




51



55



251



252



22



253

K-LACQUERED > PAGE 52

HIDDEN AND VISIBLE SIDES LAYOUTS

CUSTOM-MADE BASE UNITS AVAILABLE IN 'SOLO BOOK'



2 DRAWERS
60 / 70 / 80 /90 / 100 / 120 CM



2 DRAWERS + 1 DOOR
(LEFT/RIGHT) 80 / 100 / 120 CM



3 DRAWERS
60 / 70 / 80 /90 / 100 / 120 CM



4 DRAWERS
120 CM / 140 CM



Visibles Sides

3 HANDLE OPTIONS:
Integrated Handle
Gola Handle
Handle Free 21



Drawers Hight Quality

Sides in stainless steel
Totally removable
Soft close
Triple regulation
With organisers as standard in all collections
Aménagement de série



Mirrors

Check pages 100-102

HIDDEN SIDES SPECS

6 HANDLE OPTIONS (CHECK PAGE 50/51)

60

60

2 DRAWERS
4 DRAWERS

4 drawers base units are not compatible with centered bowl options, neither off-centre integral basins except Modular Aire.

SIZE	LAMINATE	LACQUERED
60		
70		
80		
90		
100		
120	2 Drawers	
120	4 Drawers	
140	4 Drawers	

80

80

3 DRAWERS
6 DRAWERS

6 drawers base units are not compatible with centered bowl options, neither off-centre integral basins except Modular Aire.

SIZE	LAMINATE	LACQUERED
60		
70		
80		
90		
100		
120	3 Drawers	
120	6 Drawers	
140	6 Drawers	

60

60

2 DRAWERS
+ 1 DOOR

Centre bowl, right bowl (1D-2Drw) and left bowl (2Drw-1D) basins available.

SIZE	LAMINATE	LACQUERED
80 (55+25)		
100 (70+30)		
120 (80+40)		

The upper drawer drain section includes organizers when fitted with off-centre basin and does not when fitted with centred bowl basin.

60

2 DRAWERS

80

3 DRAWERS

SIZE	LAMINATE	LACQUERED
60		
70		
80		
100		

SIZE	LAMINATE	LACQUERED
60		
70		
80		
100		

LAMINATE FINISHES

3

5

18

15

25

30

35

EXPRESS SERVICE
3 days lead-time

LACQUERED FINISHES

63
GLOSS

70
MATT

34

51

52

53

54

55

251

252

22

253

FAST SERVICE
8 days lead-time

K-LACQUERED FINISHES

K-OLIVE

K-SKIN

K-NUDE

K-CORAL

K-GREEN

K-BLUE

K-COFFEE

K-GREY

K-WHITE

K-BLACK

FAST SERVICE
8 days lead-time

All lacquered and k-lacquered finishes are matt except c.63 gloss.

Special quality at a special price.

19MM VISIBLE SIDES SPECS

3 HANDLE OPTIONS (CHECK PAGE 50/51)

60

4 DRAWERS
VISIBLE SIDES

4 drawers base units are not compatible with centered bowl options, neither off-centre integral basins except Modular Aire.

SIZE	LAMINATE	LACQUERED
60		
70		
80		
90		
100		
120	2 Drawers	
120	4 Drawers	
140	4 Drawers	

80

3 & 6 DRAWERS
VISIBLE SIDES

6 drawers base units are not compatible with centered bowl options, neither off-centre integral basins except Modular Aire.

SIZE	LAMINATE	LACQUERED
60		
70		
80		
90		
100		
120	3 Drawers	
120	6 Drawers	
140	6 Drawers	

60

60

2 DRAWERS + 1 DOOR
VISIBLES SIDES

Centre bowl, right bowl (1D-2Drw) and left bowl (2Drw-1D) basins available.

SIZE	LAMINATE	LACQUERED
80 (55+25)		
100 (70+30)		
120 (80+40)		

The upper drawer drain section does not include organizers.

STILETTO LEGS 25 CM HIGH

Express Service 3 days

For 60 cm high and 2 drawers base units with integral basin

DESCRIPTION	RRP
For 80 cm base unit	
For 100 cm base unit	
For 120 cm base unit	

STILETTO LEGS 15 CM HIGH

Express Service 3 days

For 60 cm and 2 drawers high base units with countertop basin

DESCRIPTION	RRP
For 80 cm base unit	
For 100 cm base unit	
For 120 cm base unit	

60

2 DRAWERS
VISIBLE SIDES

80

3 DRAWERS
VISIBLE SIDES

SIZE	LAMINATE	LACQUERED
60		
70		
80		
100		

SIZE	LAMINATE	LACQUERED
60		
70		
80		
100		

AUXILIARY ITEMS

70 cm

1 DOOR
WALL UNIT

LAMINATE LACQUERED

Right hand opening as a rule. Please request left hand it wished.

150 cm

1 DOOR TALL
CUPBOARD

LAMINATE LACQUERED

IMPORTANT NOTE
Auxiliary items are reversible.
Tall cupboards include 3 glass shelves and 1 fixed middle shelf.
Wall units include 1 glass shelf.

SET OF 2 LUNGO LEGS

NEW

For 46cm and 39cm deep base units

HEIGHT	STANDARD	LACQUERED/GOLD
h 10		
h 15		
h 26		

Express Service

Fast Service

Standard colours: black and white.
Check page 104 for lacquered and k-lacquered finishes.

SET OF 4 ESSENTIALS LEGS

Express Service 3 days

4 cm 2 cm

HEIGHT

RRP

h 10

h 15

SET OF 4 CUBO LEGS

Express Service 3 days

3 cm 3 cm

HEIGHT

RRP

h 10

h 15

The sets of 4 legs are available in chrome and black finish.

WHAT'S NEW 05 | 53

P.4

HIGH END
DRAWERS

Totally removable,
soft close and triple
regulation

P.104

ACCESSORIES

P.100

MIRRORS

All the mirror options in page
100/102. Possibility of bespoke
mirrors, see general catalogue.

HI!!



MAKE IT EASY!
JUST 2 STEPS
TO GET THE
PERFECT
BATHROOM:

CHOOSE BASE UNIT + BASIN



**HIGH END
DRAWERS**
Totally removable,
soft close and triple
regulation




ACCESSORIES



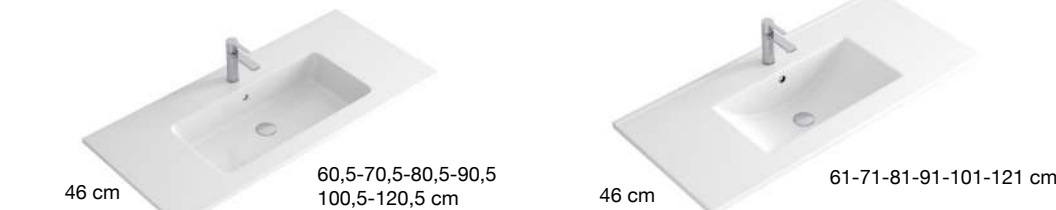
MIRRORS

INTEGRAL BASINS Express Service 3 days



AIRE Ceramic Basin		
SIZE		RRP
61		
71		
81		
91		
101	1 Bowl	
101	2 Bowls	
121	1 Bowl	
121	2 Bowls	
141	2 Bowls	

- 100cm base unit: The upper drawer drain section does not include organizers when fitted with Aire 2 bowls basin. raisons techniques.



SOLIDO Basin (Solid Surface Coverage)		
SIZE		RRP
70,5		
80,5		
90,5		
100,5		
120,5	1 Bowl	

SOLIDO Off-Centre Basin
(Solid Surface Coverage)

SIZE	RRP
120,5	

- Right and left bowl available.



AIRE Off-Centre Ceramic Basin		
SIZE		RRP
81		
91		
101		
121**		
121	Modular Aire	


**For Base unit 120 cm 2 drawers, 3 drawers and 2 drawers + 1 door.

- Right and left bowl available.
- Modular Aire for 120cm 4 Drawers and 6 Drawers base unit.




PLUS Ceramic Basin 39 cm		
SIZE		RRP
61		
71		
81		
101		

CHECK PAGES 100-103 FOR
MIRRORS, ACCESSORIES
AND LEAD-TIME DETAILS.




AIRE Ceramic Basin-Matt White		
SIZE		RRP
61		
71		
81		
91		
101	1 Bowl	
121	1 Bowl	
121	2 Bowls	




AIRE Ceramic Basin-Matt Black		
SIZE		RRP
61		
71		
81		
91		
101	1 Bowl	
121	1 Bowl	
121	2 Bowls	

WORKTOPS
Worktops for countertop basins




h= 2,2 cm




LAMINATE WORKTOP		
Express Service 3 days		
SIZE	1 BOWL	2 BOWLS
61		
71		
81		
91		
101		
121		
141		

- WORKTOPS NOTE:
Please indicate if the worktop must include tap and basin holes and the desired position.
Kolores, laminate and lacquered worktops are also available in 39cm depth.
- A +29€ charge will apply for drilling works to match other supplier. basins.


WORKTOPS
Worktops for countertop basins




h= 2 cm




COMPACT STONE WORKTOP		
Standard Service 15 days		
SIZE	1 BOWL	2 BOWLS
61		
71		
81		
91		
101		
121		



h= 2,2 cm




PET WORKTOP		
Express Service 3 days		
SIZE	1 BOWL	2 BOWLS
61		
71		
81		
91		
101		
121		



h= 1,5 cm

Microtec material.
Composition: High pressure polymer material,
mixture of high end minerals. High performance
synthetic colour coating.

KOLORES WORKTOP		
Standard Service 15 days		
SIZE	1 BOWL	2 BOWLS
61		
71		
81		
91		
101		
121		
141		




h= 2,2 cm

Available in all lacquered and k-lac-
quered colours.

LACQUERED WORKTOP		
Fast Service 8 days		
SIZE	1 BOWL	2 BOWLS
61		
71		
81		
91		
101		
121		
141		


CERAMIC COUNTERTOP BASINS Express Service 3 days



BOL Basin

SIZE	RRP
40 Ø x 15	


- Right or left tap.



CIRCULAR Basin

SIZE	RRP
35 Ø x 12	


- Centred, right or left tap.



CIRCULAR Basin
Tap hole included

SIZE	RRP
40,5 Ø x 14,5	


- Centred, right or left tap.



OVAL Basin

SIZE	RRP
46 x 33 x 13	


- Centred, right or left tap.



OVAL Basin
Tap hole included

SIZE	RRP
50 x 38 x 12	

- Centred, right or left tap.



RIGA Basin

SIZE	RRP
36 Ø x 12	

- Centred, right or left tap.
à gauche ou à droite.
- Only right or left tap for 39 cm deep base unit.

KOLORES & TWO-TONE KOLORES COUNTERTOP BASINS
Finition: Matt Colour Ceramic.

Left, right or centred tap.
Standard Service 15 days



CIRCULO Basin

SIZE	RRP
37 Ø x 12	



OVAL Basin

SIZE	RRP
46 x 33 x 13	



KUADRADO Basin

SIZE	RRP
36 x 36 x 12	



CIRCULO Basin
Two-tone

SIZE	RRP
37 Ø x 12	



OVAL Basin
Two-tone

SIZE	RRP
46 x 33 x 13	



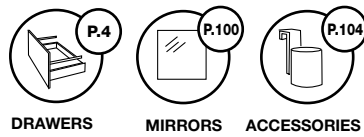
KUADRADO Basin
Two-tone

SIZE	RRP
36 x 36 x 12	

“KOLORES” WORKTOPS AND BASINS

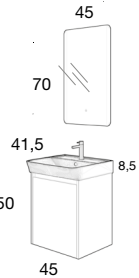


Slim
Straight / Curved
ESSENTIALS MINI UNIT



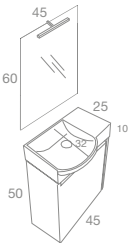
SLIM STRAIGHT
45 cm | 1 Door | Colour 18
Base Unit + Slim Straight Basin

COMPONENTS
Curved Corners Plain
LED Mirror



SLIM CURVED
45 cm | 1 Door | Colour 55
Base Unit + Slim Curved Basin

COMPONENTS
Plain Mirror
30 LED Spotlight



As a rule the unit will fit chrome handle and right hand opening. Black handle and/or left hand opening are available.

SLIM FINISHES



Lacquered and K-Lacquered
FAST SERVICE
8 days lead-time

Laminate
EXPRESS SERVICE
3 days lead-time

Slim
Straight
ESSENTIALS

SLIM
45 cm | 1 Door | Colour 54
Base Unit + Slim Straight Basin

COMPONENTS
Flow Colour 54
Frame Mirror



Elena Collection

ESSENTIALS COLLECTIONS

Bathroom furniture enhanced with 3 full of character ceramic basin models.



NEW

THREE

Organic shapes that invite to touch



65 / 85 / 100 cm
45,5 cm Deep x 5 cm Thick



Handle Free 21 and Three Basin

BASIN
THREE

ELENA
100 cm | 2 Drawers | Colour 53
Handle Free 21
Base Unit + Three Basin

COMPONENTS
Flow Colour 53 Frame LED
Mirror



5 cm



MODELS

CERAMIC BASINS (GLOSS)

ONE

Geometry and forcefulness. Technical purity

P. 62-65



TWO

Organic shapes that invite to touch

P. 66-69



THREE

The curve as an expression of fluidity, harmony and movement in design

P. 70-71



**BASINS ARE SUPPLIED WITHOUT CLICK-CLACK VALVE





LAMINATE FINISHES



SERVICE EXPRESS
3 days lead-time

LACQUERED FINISHES



FAST SERVICE
8 days lead-time

K-LACQUERED FINISHES



FAST SERVICE
8 days lead-time

● All lacquered and k-lacquered finishes are matt except c.63 gloss.

THREE
BASIN

NEW

100 cm

85 cm

65 cm

45,5 cm

ONE
BASIN

45,5 cm

100 cm

85 cm

60 cm

TWO
BASIN

120 cm

90 cm

65 cm

45,5 cm



Ceramic
basins

Best quality fine fireclay, highest purity and exquisite to the touch.

Mirrors

Wide range of mirrors in different shapes and sizes.

Auxiliary
items

1 Door Wall unit and 1 Door Tall cupboard in the same finishes.

Elena | ONE BASIN
Collection
ESSENTIALS






ONE
BASIN

ELENA
85 cm | 2 Drawers | Colour 52
Way Handle
Base Unit + One Basin

COMPONENTS

Sandblasted LED
Mirror



Elena | TWO BASIN
Collection
ESSENTIALS



TWO
BASIN

ELENA
90 cm | 2 Drawers | Colour 253
Way Handle
Base Unit + Two Basin

COMPONENTS

80 Ø Circular Mirror
Round Spotlight (1pc)

4 cm



TWO
BASIN

ELENA
120 cm | 2 Drawers | Colour 25
Way Handle
Base Unit + Two Basin

COMPONENTS

Back Panel Mirror with
LED Canopy



Elena | THREE BASIN
Collection
ESSENTIALS



3 SIZES
45,5 cm Deep x 5 cm Thick

THREE
BASIN

ELENA
100 cm | 2 Drawers | Colour 22
Handle Free 21
Base Unit + Three Basin

COMPONENTS


100 Ø Circular Gold Frame
LED Mirror



ONE Ceramic Basin

45,5

60



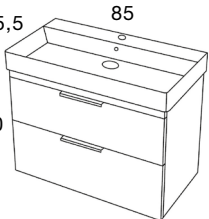
60 cm SET | Base Unit + Basin

LAMINATE FINISH

LACQUERED FINISH

45,5

85



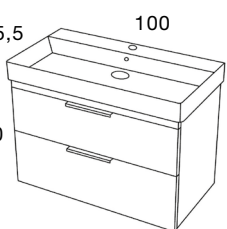
85 cm SET | Base Unit + Basin

LAMINATE FINISH

LACQUERED FINISH

45,5

100



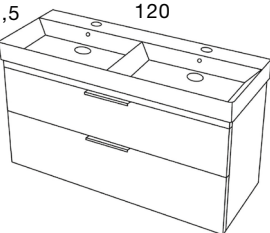
NEW 100 cm SET | Base Unit + Basin

LAMINATE FINISH

LACQUERED FINISH

45,5

120



120 cm SET | Base Unit + Basin

LAMINATE FINISH

LACQUE-RED FINISH

TWO Ceramic Basin

45,5

65



65 cm SET | Base Unit + Basin

LAMINATE FINISH

LACQUERED FINISH

45,5

90



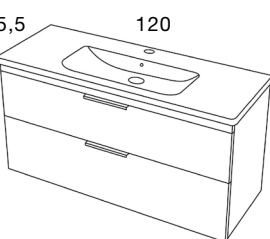
90 cm SET | Base Unit + Basin

LAMINATE FINISH

LACQUERED FINISH

45,5

120




120 cm SET | Base Unit + Basin

LAMINATE FINISH

LACQUERED FINISH

HANDLES

Elena Collection:
2 Handles options.



WAY HANDLE

220 x 38 mm

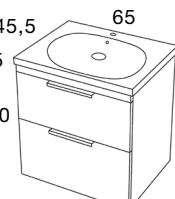


HANDLE FREE 21

THREE Ceramic Basin

45,5

65



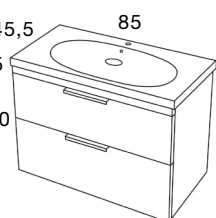
65 cm SET | Base Unit + Basin

LAMINATE FINISH

LACQUERED FINISH

45,5

85



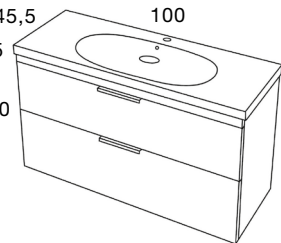
85 cm SET | Base Unit + Basin

LAMINATE FINISH

LACQUERED FINISH

45,5

100

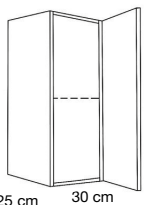


100 cm SET | Base Unit + Basin

LAMINATE FINISH

LACQUERED FINISH

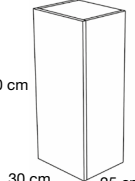
AUXILIARY ITEMS



70 cm

25 cm

30 cm



70 cm

30 cm

25 cm

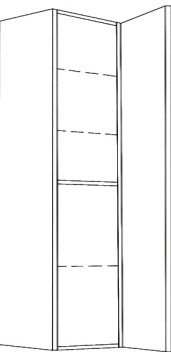
1 DOOR WALL UNIT

RRP

Laminate

Lacquered


Right hand opening as a rule. Please request left hand it wished.



150 cm

25 cm

30 cm



150 cm

30 cm

25 cm

1 DOOR TALL CUPBOARD

RRP

Laminate

Lacquered

IMPORTANT NOTE
Auxiliary items are reversible and only available with hidden sides and plain doors (no handles option).
Tall cupboards include 3 glass shelves and 1 fixed middle shelf.
Wall units include 1 glass shelf.
Portes lisses sans poignée.

IMPORTANT NOTE

ONE, TWO and THREE basins are now separately available, to be wall-mounted. If interested, please contact your sales representative for prices and details.


LAMINATE FINISHES



EXPRESS SERVICE
3 days lead-time

CHECK PAGES 100-103 FOR MIRRORS,
ACCESSORIES AND LEAD-TIME DETAILS.

LACQUERED FINISHES



FAST SERVICE
8 days lead-time

K-LACQUERED FINISHES



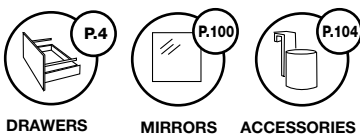
FAST SERVICE
8 days lead-time

● All lacquered and k-lacquered finishes are matt except c.63 gloss.

Paris Collection

ESSENTIALS COLLECTIONS

Defining features:
design, simplicity and colour.

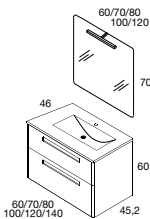


PARIS
70 cm | 2 Drawers | Colour 70
Base Unit + Plus Basin

All LED mirrors include a touch-sensitive switch.


COMPONENTS

Curved Corners
Plain LED Mirror
30 LED Spotlight




LACQUERED FINISHES NEW

EXPRESS SERVICE. 3 days lead-time




FAST SERVICE. 8 days lead-time



K-LACQUERED FINISHES

FAST SERVICE. 8 days lead-time



**HIGH END
DRAWERS**
Totally removable,
soft close and triple
regulation

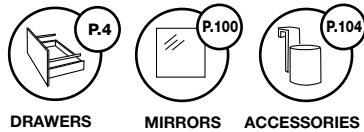


PARIS
80 cm | 2 Drawers | Colour 251
Base Unit + K-Coral Worktop +
K-Coral Ciroulo Countertop Basin

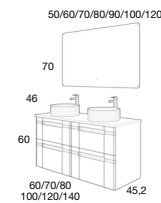


COMPONENTS

Luna Lisa Mirror Curved Corners
Square Wall Lamp (Unit)
Column 1 Door

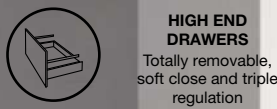


PARIS
120 cm | 4 Drawers | Colour 53
Base Unit + Laminate Colour 25 Worktop +
K-White Circulo Countertop Basin

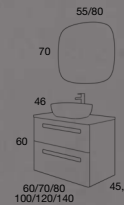


- COMPONENTS
- Flow Black Frame LED Mirror

ALL CONFIGURATIONS,
FINISHES AND PRICES
> PAGES 84/87

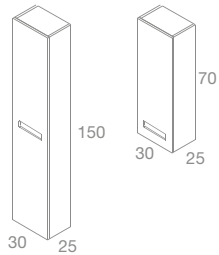


PARIS
80 cm | 2 Drawers | Colour 53
Base Unit + K-White Worktop +
K-White Oval Countertop Basin



- COMPONENTS
- Flow Black Frame LED Mirror





AUXILIARY ITEMS

1 Door Wall Unit
1 Door Tall Cupboard (1pc)

Right hand opening as a rule.
Please request left hand if wished.



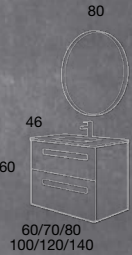
High end
drawers

- Stainless steel sides
- Totally removable
- Soft close
- Triple regulation
- With organisers as standard in all collections

ALL CONFIGURATIONS,
FINISHES AND PRICES
> PAGES 84/87



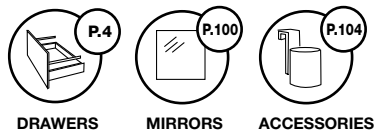
PARIS
80 cm | 2 Drawers | Colour 34
Base Unit + Plus Basin



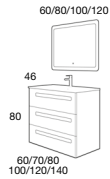
COMPONENTS

80 Ø Circular Black Frame
LED Mirror

Paris
Collection
ESSENTIALS



PARIS
80 cm | 3 Drawers | Colour 70
Base Unit + Aire Basin



COMPONENTS
Loop LED Mirror

ALL CONFIGURATIONS,
FINISHES AND PRICES
> PAGES 84/87



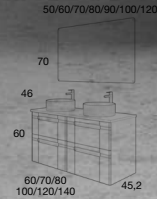
AIRE BASIN 2 BOWLS (100,120,140 CM)



PARIS
120 cm | 4 Drawers | Colour 70
Base Unit + K-Blue Worktop +
K-Blue Circulo Countertop Basin

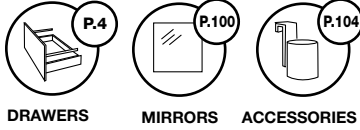


HIGH END
DRAWERS
Totally removable,
soft close and triple
regulation

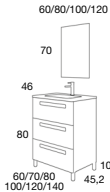


COMPONENTS
Curved Corners Plain
LED Mirror

Paris
Collection
E S S E N T I A L S



PARIS
60 cm | 3 Drawers | Colour 251
Base Unit + Plus Basin



- COMPONENTS
- Sandblasted Up & Down LED Mirror
 - Set of 4 Essentials Legs

PARIS
60 cm | 3 Drawers | Colour 51
Base Unit + Plus Basin

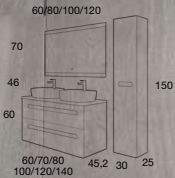
- COMPONENTS
- Sandblasted Up & Down LED Mirror
 - Set of 4 Cubo Legs

ALL CONFIGURATIONS,
FINISHES AND PRICES
> PAGES 84/87

OPTION PIEDS NOIRS.
À indiquer lors de la commande.



PARIS
120 cm | 2 Drawers | Colour 253
Base Unit + White PET Worktop +
Oval Basins With Tap Hole



- COMPONENTS
- Sandblasted Up & Down LED Mirror
 - 1 Door Tall Cupboard

Paris Collection

ESSENTIALS

3 days lead-time Express Service applies to most of our products.
*Please check page 103 for detailed lead-time information.

46 CM DEEP

60

60

2 DRAWERS

4 DRAWERS

4 drawers base units are not compatible with centered bowl options, neither off-centre integral basins except Modular Aire.

SIZE	RRP
60	
70	
80	
100	
120	
120	4 Drawers
140	4 Drawers

80

80

3 DRAWERS


6 DRAWERS

6 drawers base units are not compatible with centered bowl options, neither off-centre integral basins except Modular Aire.


SIZE	RRP
60	
70	
80	
100	
120	
120	6 Drawers
140	6 Drawers

LACQUERED FINISHES

EXPRESS SERVICE . 3 days lead-time



FAST SERVICE. 8 days lead-time



K-LACQUERED FINISHES

FAST SERVICE. 8 days lead-time



- All lacquered and k-lacquered finishes are matt except c.63 gloss.

39 CM DEEP

60

2 DRAWERS

SIZE	RRP
60	
70	
80	
100	

80

3 DRAWERS

SIZE	RRP
60	
70	
80	
100	

AUXILIARY ITEMS

70 cm

70 cm

1 DOOR WALL UNIT

RRP

Right hand opening as a rule. Please request left hand it wished.

150 cr

150 cm

1 DOOR TALL CUPBOARD

RRP

IMPORTANT NOTE
Auxiliary items are reversible.
Tall cupboards include 3 glass shelves and 1 fixed middle shelf.
Wall units include 1 glass shelf.

WORKTOPS

Worktops for countertop basins

46 cm

h= 2 cm

COMPACT STONE WORKTOP

Standard Service 15 days

SIZE	1 BOWL	2 BOWLS
61		
71		
81		
101		
121		

46 cm

h= 2,2 cm

PET WORKTOP

Express Service 3 days

SIZE	1 BOWL	2 BOWLS
61		
71		
81		
101		
121		

46 cm

h= 1,5 cm


KOLORES WORKTOP

Standard Service 15 days

SIZE	1 BOWL	2 BOWLS
61		
71		
81		
101		
121		
141		

Microtec material.
Composition: High pressure polymer material, mixture of high end minerals. High performance synthetic colour coating.

“KOLORES” WORKTOPS AND BASINS



- WORKTOPS NOTE:**
Please indicate if the worktop must include tap and basin holes and the desired position.
Koloresh, laminate and lacquered worktops are also available in 39cm depth.
- A +29€ charge will apply for drilling works to match other supplier. basins.

HIGH END DRAWERS
Totally removable, soft close and triple regulation

ACCESSORIES

MIRRORS

All the mirror options in page 100/102. Possibility of bespoke mirrors, see general catalogue.

h= 2,2 cm

LAMINATE WORKTOP

Express Service 3 days

SIZE	1 BOWL	2 BOWLS
61		
71		
81		
101		
121		
141		

h= 2,2 cm


LACQUERED WORKTOP

Fast Service 8 days

SIZE	1 BOWL	2 BOWLS
61		
71		
81		
101		
121		
141		

Available in all lacquered and k-lacquered colours.

LACQUERED FINISHES



K-LACQUERED FINISHES



- All lacquered and k-lacquered finishes are matt except c.63 gloss.

CHECK PAGES 100-103 FOR MIRRORS, ACCESSORIES AND LEAD-TIME DETAILS

3 days lead-time Expres Service applies to most of our products.
*Please check page 103 for detailed lead-time information.



**HIGH END
DRAWERS**
Totally removable,
soft close and triple
regulation



ACCESSORIES



MIRRORS

INTEGRAL BASINS Express Service 3 days



AIRE Ceramic Basin		
SIZE		RRP
61		
71		
81		
101	1 Bowl	
101	2 Bowls	
121	1 Bowl	
121	2 Bowls	
141	2 Bowls	

- 100cm base unit: The upper drawer drain section does not include organizers when fitted with Aire 2 bowls basin.



AIRE Off-centre Ceramic Basin		
SIZE		RRP
81		
101		
**121		
121	Modular Aire	

- **To fit the 2 drawers and 3 drawers base units.
- Right and Left bowl available.

- Modular Aire right and left bowl for 4 drawers and 6 drawers base units.



SOLIDO Basin (Solid Surface Coverage)		
SIZE		RRP
70,5		
80,5		
100,5		
120,5	1 Bowl	

SOLIDO Off-Centre Basin (Solid Surface Coverage)

SIZE	RRP
121	


- Right and left bowl available.




PLUS Ceramic Basin		
SIZE		RRP
61		
71		
81		
101		
121	1 Bowl	
121	2 Bowls	



PLUS Ceramic Basin 39 cm Deep		
SIZE		RRP
61		
71		
81		
101		




AIRE Ceramic Basin-Matt White		
SIZE		RRP
61		
71		
81		
101	1 Bowl	
121	1 Bowl	
121	2 Bowls	



AIRE Ceramic Basin-Matt Black		
SIZE		RRP
61		
71		
81		
101	1 Bowl	
121	1 Bowl	
121	2 Bowls	


CERAMIC COUNTERTOP BASINS Express Service 3 days



BOL Basin

SIZE	RRP
40 Ø x 15	


- Right or left tap.



CIRCULAR Basin


SIZE	RRP
35 Ø x 12	

- Centred, right or left tap.
- Only right or left tap for 39 cm deep base unit.



CIRCULAR Basin
Tap hole included


SIZE	RRP
40,5 Ø x 14,5	



OVAL Basin


SIZE	RRP
46 x 33 x 13	

- Centred, right or left tap.
- Only right or left tap for 39 cm deep base unit.



OVAL Basin
Tap hole included

SIZE	RRP
50 x 38 x 12	



RIGA Basin

SIZE	RRP
36 Ø x 12	

- Centred, right or left tap.
- Only right or left tap for 39 cm deep base unit.

KOLORES & TWO-TONE KOLORES COUNTERTOP BASINS

Finition: Matt Colour Ceramic.

Left, right or centred tap.
Standard Service 15 days



CIRCULO Basin

SIZE	RRP
37 Ø x 12	



OVAL Basin

SIZE	RRP
46 x 33 x 13	



KUADRADO Basin

SIZE	RRP
36 x 36 x 12	



CIRCULO Basin
Two-tone

SIZE	RRP
37 Ø x 12	



OVAL Basin
Two-tone

SIZE	RRP
46 x 33 x 13	



KUADRADO Basin
Two-tone

SIZE	RRP
36 x 36 x 12	

‘KOLORES’ WORKTOPS AND BASINS



DECORATIVE LEGS

STILETTO LEGS 25 CM HIGH Express Service 3 days

For 60 cm high and 2 drawers base units with integral basin



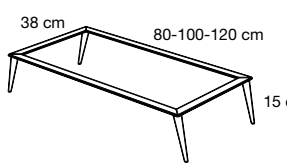
38 cm
80-100-120 cm
25 cm

Please choose black or white finish when ordering.

DESCRIPTION	RRP
For 80 cm base unit	
For 100 cm base unit	
For 120 cm base unit	

STILETTO LEGS 15 CM HIGH Express Service 3 days

For 60 cm high base unit with countertop basin




38 cm
80-100-120 cm
15 cm

Please choose black or white finish when ordering.

DESCRIPTION	RRP
For 80 cm base unit	
For 100 cm base unit	
For 120 cm base unit	

SET OF 2 LUNGO LEGS **NEW**

For 46/39 deep base units



HAUTEUR	STANDARD	LACQUERED/GOLD
h 10		
h 15		
h 26		

Express Service

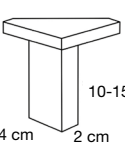
Fast Service

- Standard colours: black and white.
- Check page 104 for lacquered and k-lacquered finishes.

10 cm. 3 Drawers base unit + integral basin.
15 cm. 2 Drawers base unit + countertop basin.
26 cm. 2 Drawers base unit + integral basin.

SET OF 4 ESSENTIALS LEGS

Express Service 3 days



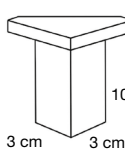
4 cm
2 cm

HEIGHT	RRP
h 10	
h 15	

The sets of 4 legs are available in chrome and black finish.

SET OF 4 CUBO LEGS

Express Service 3 days



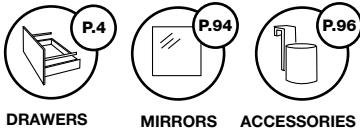
3 cm
3 cm

HEIGHT	RRP
h 10	
h 15	

Natalia Collection

ESSENTIALS COLLECTIONS

Ergonomic design.
Integrated front opening.



ALL CONFIGURATIONS,
FINISHES AND PRICES
> PAGES 96/99

LACQUERED FINISHES NEW

54

52

53

55

51

251

252

22

253

EXPRESS SERVICE FINISHES

70 MATT

63 GLOSS

34

15

“KOLORES” WORKTOPS AND BASINS

NEW

K-OLIVE

NEW

K-SKIN

NEW

K-NUDE

NEW

K-CORAL

K-GREEN

K-BLUE

K-COFFEE

K-GREY

K-WHITE

K-BLACK

NATALIA
120 cm | 4 Drawers | Colour 252
Base Unit + K-Coffee Worktop +
K-Coffee Kuadrado Countertop Basin

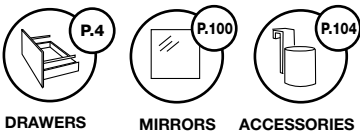


**HIGH END
DRAWERS**
Totally removable,
soft close and triple
regulation

COMPONENTS
80 Ø Circular Mirror
Round Spotlight (1pc)



Natalia
Collection
E S S E N T I A L S



39 CM DEEP

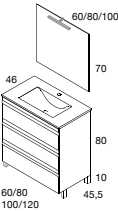


NATALIA
80 cm | 3 Drawers | Colour 34
Base Unit + Plus Basin

**ALL CONFIGURATIONS,
FINISHES AND PRICES
> PAGES 96/99**

COMPONENTS
Plain Mirror
30 LED Spotlight
Set of 4 Cubo Legs

NATALIA
80 cm | 3 Drawers | Colour 54
Base Unit + Plus Basin



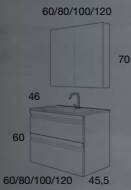
COMPONENTS
Plain Mirror
30 LED Spotlight
Set of 4 Cubo Legs

BLACK LEGS AVAILABLE.
Choose the finish when ordering

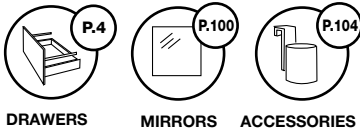
**HIGH END
DRAWERS**
Totally removable,
soft close and triple
regulation

NATALIA
80 cm | 2 Drawers | Colour 52
Base unit + Aire Basin

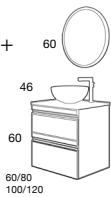
COMPONENTS
2 Doors Colour 52
Mirror Cabinet



An accurate spotlight will bring the best
luminosity to your bathroom.



NATALIA
60 cm | 2 Drawers | Colour 22
Base Unit + Lacquered Worktop Colour 22 +
Bol Countertop Basin

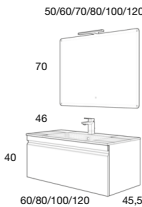


COMPONENTS

50 Ø Circular
Mirror

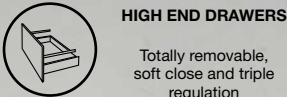
ALL CONFIGURATIONS,
FINISHES AND PRICES
> PAGES 96/99

NATALIA
80 cm | 1 Drawer | Colour 251
Base Unit + Plus Basin



COMPONENTS


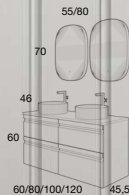
Curved Corners Plain LED Mirror
30 LED Spotlight

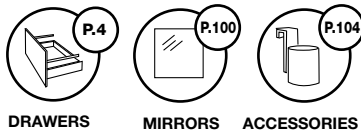


NATALIA
120 cm | 4 Drawers | Colour 70
Base Unit + Mix Worktop +
Circular Countertop Basins

COMPONENTS

Flow Framed Mirror
LED (1pc)





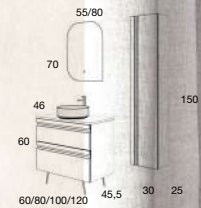
NATALIA
100 cm | 2 Drawers | Colour 55
Base Unit + Aire Basin 2 Bowls



NATALIA
80 cm | 2 Drawers | Colour 15
Base Unit + K-Negro Worktop +
K-Black Circulo Countertop Basin

COMPONENTS

Desigual Mirror Right Peak
1 Door Tall Cupboard
Stiletto Legs

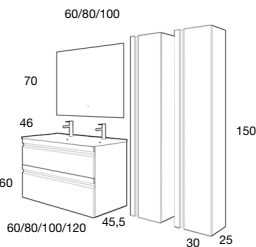


HIGH END
DRAWERS
Totally removable,
soft close and triple
regulation

COMPONENTS

Plain Mirror
1 Door Tall Cupboard (1pc)

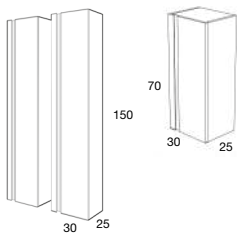
PLEASE REQUEST LEFT HAND IF WISHED.



COMPONENTS

1 Door Wall Unit
1 Door Tall Cupboard (1pc)


PLEASE REQUEST LEFT HAND IF WISHED.



ALL CONFIGURATIONS,
FINISHES AND PRICES
> PAGES 96/99




3 days lead-time Expres Service applies to most of our products.
*Please check page 103 for detailed lead-time information.



P.4


HIGH END
DRAWERS

Totally removable,
soft close and triple
regulation



P.104

ACCESSORIES

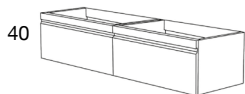


P.100


MIRRORS

All the mirror options in page
100/102. Possibility of bespoke
mirrors, see general catalogue.

46 CM DEEP



40



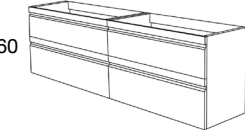
40

1 DRAWER
2 DRAWERS


2 drawers base units are not compatible with centered bowl options, neither off-centre integral basins except Modular Aire.

SIZE
60
80
100
120

2 Drawers



60



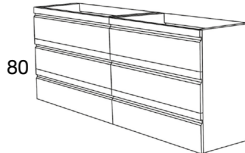
60

2 DRAWERS
4 DRAWERS


4 drawers base units are not compatible with centered bowl options, neither off-centre integral basins except Modular Aire.

SIZE
60
80
100
120

4 Drawers



80



80

3 DRAWERS
6 DRAWERS

6 drawers base units are not compatible with centered bowl options, neither off-centre integral basins except Modular Aire.

SIZE
60
80
100
120

6 Drawers

NATALIA FINISHES

EXPRESS SERVICE. 3 days lead-time

LACQUERED FINISHES


FAST SERVICE. 8 days lead-time

K-LACQUERED FINISHES

FAST SERVICE. 8 days lead-time


All lacquered and k-lacquered finishes are matt except c.63 gloss.

39 CM DEEP



40

1 DRAWER



60


2 DRAWERS

SIZE

60
80
100

SIZE

60
80
100



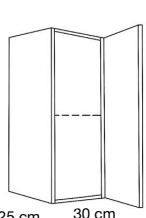
80

3 DRAWERS

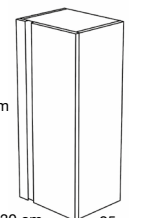
SIZE

60
80
100

AUXILIARY ITEMS



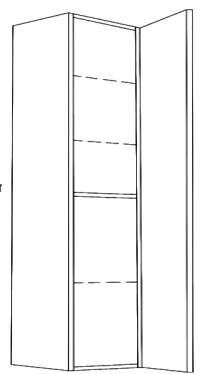
70 cm



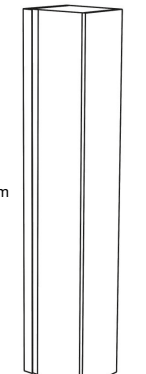
70 cm

1 DOOR
WALL UNIT

RRP



150 cr



150 cm

1 DOOR TALL
CUPBOARD


RRP

AUXILIARY REMARKS

Auxiliary units are reversible.
Tall cupboards include 3 glass shelves and 1 fixed middle shelf.
Wall units include 1 glass shelf.
Étagères en verre avec support anti-basculément.

WORKTOPS

Worktops for countertop basins



46 cm

h= 2 cm

BLACK MAR-QUINA


WHITE

MIX

COMPACT STONE WORKTOP

Standard Service 15 days

SIZE	1 BOWL	2 BOWLS
61		
81		
101		
121		



46 cm

h= 2,2 cm


WHITE

CALACATTA

PET WORKTOP

Express Service 3 days

SIZE	1 BOWL	2 BOWLS
61		
81		
101		
121		



46 cm

h= 1,5 cm

Microtec material.
Composition: High pressure polymer material, mixture of high end minerals. High performance synthetic colour coating.

KOLORES WORKTOP

Standard Service 15 days


SIZE	1 BOWL	2 BOWLS
61		
81		
101		
121		

“KOLORES” WORKTOPS AND BASINS

- WORKTOPS NOTE:
Please indicate if the worktop must include tap and basin holes and the desired position.
Koloresh, laminate and lacquered worktops are also available in 39cm depth.
- A +29€ charge will apply for drilling works to match other supplier.

LAMINATE WORKTOP

Express Service 3 days



h= 2,2 cm

3

5

18

15

25

30


35

8

SIZE	1 BOWL	2 BOWLS
61		
81		
101		
121		

LACQUERED WORKTOP

Fast Service 8 days



h= 2,2 cm

SIZE	1 BOWL	2 BOWLS
61		
81		
101		
121		

Available in all lacquered and k-lacquered colours.

LACQUERED FINISHES

K-LACQUERED FINISHES

All lacquered and k-lacquered finishes are matt except c.63 gloss.

96 / WWW.AVILADOS.COM

WHAT’S NEW 05 | 97

3 days lead-time Expres Service applies to most of our products.
*Please check page 103 for detailed lead-time information.

HIGH END
DRAWERS

Totally removable,
soft close and triple
regulation

ACCESSORIES

MIRRORS

INTEGRAL BASINS

Express Service 3 days



AIRE Ceramic Basin	
SIZE	RRP
61	
81	
101	1 Bowl
101	2 Bowls
121	2 Bowls

- 100cm base unit: The upper drawer drain section does not include organizers when fitted with Aire 2 bowls basin.



AIRE Off-centre Ceramic Basin	
SIZE	RRP
81	
101	
121	Modular Aire

- Right and Left bowl available.

- Modular right and left bowl for 4 drawers and 6 drawers base units.



SOLIDO Basin (Solid Surface)	
SIZE	RRP
80,5	
100,5	

SOLIDO Off-Centre Basin

SIZE	RRP
120,5	


- Right and left bowl available.




PLUS Ceramic Basin	
SIZE	RRP
61	
81	
101	
121	2 Bowls



PLUS Ceramic Basin 39 cm Deep	
SIZE	RRP
61	
81	
101	



AIRE Ceramic Basin-Matt White	
SIZE	RRP
61	
81	
101	1 Bowl
121	2 Bowls



AIRE Ceramic Basin-Matt Black	
SIZE	RRP
61	
81	
101	1 Bowl
121	2 Bowls

CERAMIC COUNTERTOP BASINS

Express Service 3 days

BOL Basin

SIZE	RRP
40 Ø x 15	

- Right or left tap.

CIRCULAR Basin

SIZE	RRP
35 Ø x 12	

- Right or left tap.

CIRCULAR Basin
Tap hole included

SIZE	RRP
40,5 Ø x 14,5	

- Centred, right or left tap.
Only right or left tap for 39 cm deep base unit.

OVAL Basin

SIZE	RRP
46 x 33 x 13	

- Right or left tap.

OVAL Basin
Tap hole included

SIZE	RRP
50 x 38 x 12	

- Centred, right or left tap.
Only right or left tap for 39 cm deep base unit.

RIGA Basin

SIZE	RRP
36 Ø x 12	

- Right or left tap.

- Centred, right or left tap.
Only right or left tap for 39 cm deep base unit.

KOLORES & TWO-TONE KOLORES COUNTERTOP BASINS

Finition: Matt Colour Ceramic.

Left, right or centred tap.
Standard Service 15 days

CIRCULO Basin

SIZE	RRP
37 Ø x 12	

OVAL Basin

SIZE	RRP
46 x 33 x 13	

KUADRADO Basin

SIZE	RRP
36 x 36 x 12	

CIRCULO Basin
Two-tone

SIZE	RRP
37 Ø x 12	

OVAL Basin
Two-tone

SIZE	RRP
46 x 33 x 13	

KUADRADO Basin
Two-tone

SIZE	RRP
36 x 36 x 12	

‘KOLORES’ WORKTOPS AND BASINS

K-OLIVE

K-SKIN

K-NUDE

K-CORAL

K-GREEN

K-BLUE

K-COFFEE

K-GREY

K-WHITE

K-BLACK

CHECK PAGES 100-103 FOR
MIRRORS, ACCESSORIES AND
LEAD-TIME DETAILS

DECORATIVE LEGS

STILETTO LEGS 25 CM HIGH

Express Service 3 days

For 60 cm high and 2 drawers base units with integral basin

38 cm

80-100-120 cm

25 cm

Please choose black or white finish when ordering.

DESCRIPTION	RRP
For 80 cm base unit	
For 100 cm base unit	
For 120 cm base unit	

STILETTO LEGS 15 CM HIGH

Express Service 3 days

For 60 cm high base unit with countertop basin

38 cm

80-100-120 cm

15 cm

Please choose black or white finish when ordering.

DESCRIPTION	RRP
For 80 cm base unit	
For 100 cm base unit	
For 120 cm base unit	

SET PIEDS LUNGO

NEW

For 46/39 Deep Base Units

HEIGHT	STANDARD	LACQUERED/GOLD
h 10		
h 15		
h 26		

Express Service 3 days

Fast Service

- Standard colours: black and white.
- Finishes lacquered and k-lacquered check page 104.

10 cm. 3 Drawers base unit + integral basin.
15 cm. 2 Drawers base unit + countertop basin.
26 cm. 2 Drawers base unit + integral basin.

SET 4 PIEDS ESSENTIALS

Express Service 3 days

HEIGHT	RRP
h 10	
h 15	

4 cm

2 cm

The sets of 4 legs are available in chrome and black finish.

SET 4 PIEDS CUBO

Express Service 3 days

HEIGHT	RRP
h 10	
h 15	

3 cm

3 cm

Mirrors

COMPLETE RANGE

★ Spotlights can be fitted with these models (check page 104).

EXPRESS SERVICE
3 days lead-time



★ PLAIN MIRROR

SIZE	RRP	SIZE	RRP
45 x 60		100 x 70	
60 x 70		120 x 70	
70 x 70		80 x 80	
80 x 70		100 x 80	
90 x 70			



★PLAIN MIRROR
CURVED CORNERS

SIZE	RRP
60 x 70	
70 x 70	
80 x 70	
100 x 70	
120 x 70	



★PLAIN MIRROR
CIRCULAR MIRROR

SIZE	RRP	
50 Ø		NEW
80 Ø		
100 Ø		NEW

Match it with Orbis Spotlight.



SANDBLASTED LED MIRROR
(5 CM UP & DOWN, D-MISTER PAD INCLUDED)

SIZE	RRP	W	K	LM
50 x 70		12	6000	3473
60 x 70		12	6000	3543
80 x 70		13	6000	3657
100 x 70		16	6000	4715
120 x 70		18	6000	5313



BACK PANEL MIRROR WITH LED CANOPY
4000K

SIZE	RRP
60 x 70	
70 x 70	
80 x 70	
90 x 70	
100 x 70	
120 x 70	



★BACK PANEL MIRROR

SIZE	RRP
60 x 70	
70 x 70	
80 x 70	
90 x 70	
100 x 70	
120 x 70	



★PLAIN LED MIRROR

SIZE	RRP	W	K	LM
60 x 70		12	6000	3543
80 x 70		13	6000	3657
90 x 70		15	6000	4416
100 x 70		16	6000	4715
120 x 70		18	6000	5313
80 x 80		15	6000	4416
100 x 80		17	6000	4968



★PLAIN LED MIRROR
CURVED CORNERS

SIZE	RRP	W	K	LM
45 x 70		11	6000	3243
60 x 70		12	6000	3543
70 x 70		13	6000	3818
80 x 70		13	6000	3657
100 x 70		16	6000	4715
120 x 70		18	6000	5313



★PLAIN LED MIRROR
CIRCULAR

SIZE	RRP	W	K	LM
80 Ø		12	6000	3542



LOOP LED MIRROR
CIRCULAR

SIZE	RRP	W	K	LM
70 Ø		9	6000	2576



LOOP LED MIRROR

SIZE	RRP	W	K	LM
60 x 70		12	6000	3543
80 x 70		13	6000	3657
100 x 70		16	6000	4715
120 x 70		18	6000	5313



DESIGUAL LED MIRROR

SIZE	RRP	W	K	LM
55 x 70		12	6000	3381
80 x 70		13	6000	3657


As a rule the peak is on the right.
For the 55 cm mirror, peak can be on the left
- request it when ordering.
Par défaut nous enverrons l'angle à droite.

NEW LACQUERED FINISHES For Circular and Flow Framed Mirrors.

EXPRESS SERVICE. 3 days lead-time




FAST SERVICE. 8 days lead-time



FINITIONS K-LAQUÉS For Circular and Flow Framed Mirrors.

FAST SERVICE. 8 days lead-time



CIRCULAR FRAMED LED MIRROR

SIZE	RRP	W	K	LM
80 Ø		12	6000	3542
100 Ø		15	6000	4428

FINISHES: Black, white, silver, gold and matt
lacquered colours matching the base units.



FLOW FRAMED LED MIRROR

SIZE	RRP	W	K	LM
55 x 70		12	6000	3381
80 x 70		13	6000	3657

FINISHES: Black, white, silver, gold and matt
lacquered colours matching the base units.



FLOW LED MIRROR

SIZE	RRP	W	K	LM
55 x 70		12	6000	3381
80 x 70		13	6000	3657



D-MISTER PAD

RRP

● Non-available with back panel
mirrors.


MIRROR CABINETS AND LEAD-TIMES



WHAT'S NEW 05 | 101

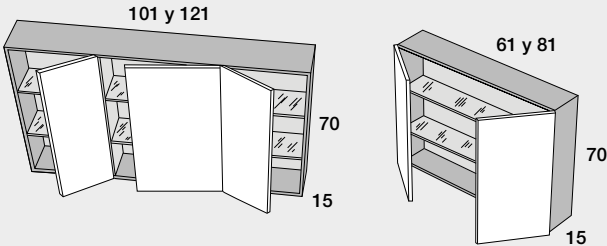
Mirror Cabinets

SPOTLIGHTS CAN BE FITTED TO THE MIRROR CABINETS



MIRROR CABINETS
HIDDEN SIDES CARCASS IN
GREY-ALUM LAMINATE


SIZE	RRP
61 2D (30,5+30,5)	
81 2D (40,5+40,5)	
101 3D (30,5+40+30,5)	
121 3D (40,5+40+40,5)	



EXPRESS SERVICE
3 days lead-time

NEW

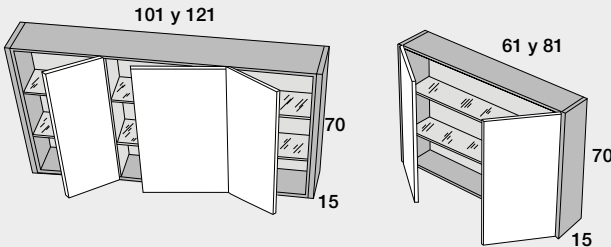
NOW WITH VISIBLE SIDES IN COLOURS!



MIRROR CABINETS


VISIBLE SIDES AVAILABLE IN ALL LACQUERED/LAMINATE FINISHES

SIZE	RRP
61 2D (30,5+30,5)	
81 2D (40,5+40,5)	
101 3D (30,5+40+30,5)	
121 3D (40,5+40+40,5)	




LAMINATE FINISHES

EXPRESS SERVICE. 3 days lead-time




LACQUERED FINISHES

EXPRESS SERVICE. 3 days lead-time



FAST SERVICE. 8 days lead-time



K-LACQUERED FINISHES

FAST SERVICE. 8 days lead-time



Lead-times

The lead-time of an order containing different products will be the longest applying.

Blanca Collection	Express Service 3 days	Fast Service 8 days
Blanca Finishes	✓	

Carmen Collection	Express Service 3 days	Fast Service 8 days
Laminate Finishes	✓	
Lacquered Finishes		✓
K-Lacquered Finishes		✓

Slim Collection	Express Service 3 days	Fast Service 8 days
Laminate Finishes	✓	
Lacquered Finishes		✓
K-Lacquered Finishes		✓

Elena Collection	Express Service 3 days	Fast Service 8 days
Laminate Finishes	✓	
Lacquered Finishes		✓
K-Lacquered Finishes		✓

Paris Collection	Express Service 3 days	Fast Service 8 days
Lacquered Finishes 70, 63, 34, 51	✓	
Lacquered Finishes		✓
K-Lacquered Finishes		✓

Natalia Collection	Express Service 3 days	Fast Service 8 days
Lacquered Finishes 70, 63, 34	✓	
Finish 15	✓	
Lacquered Finishes		✓
K-Lacquered Finishes		✓

Mirrors and Grey Mirror Cabinets	Express Service 3 days	Fast Service 8 days
All except Framed Led (Circular and Flow)	✓	
Grey Cabinets Mirror	✓	

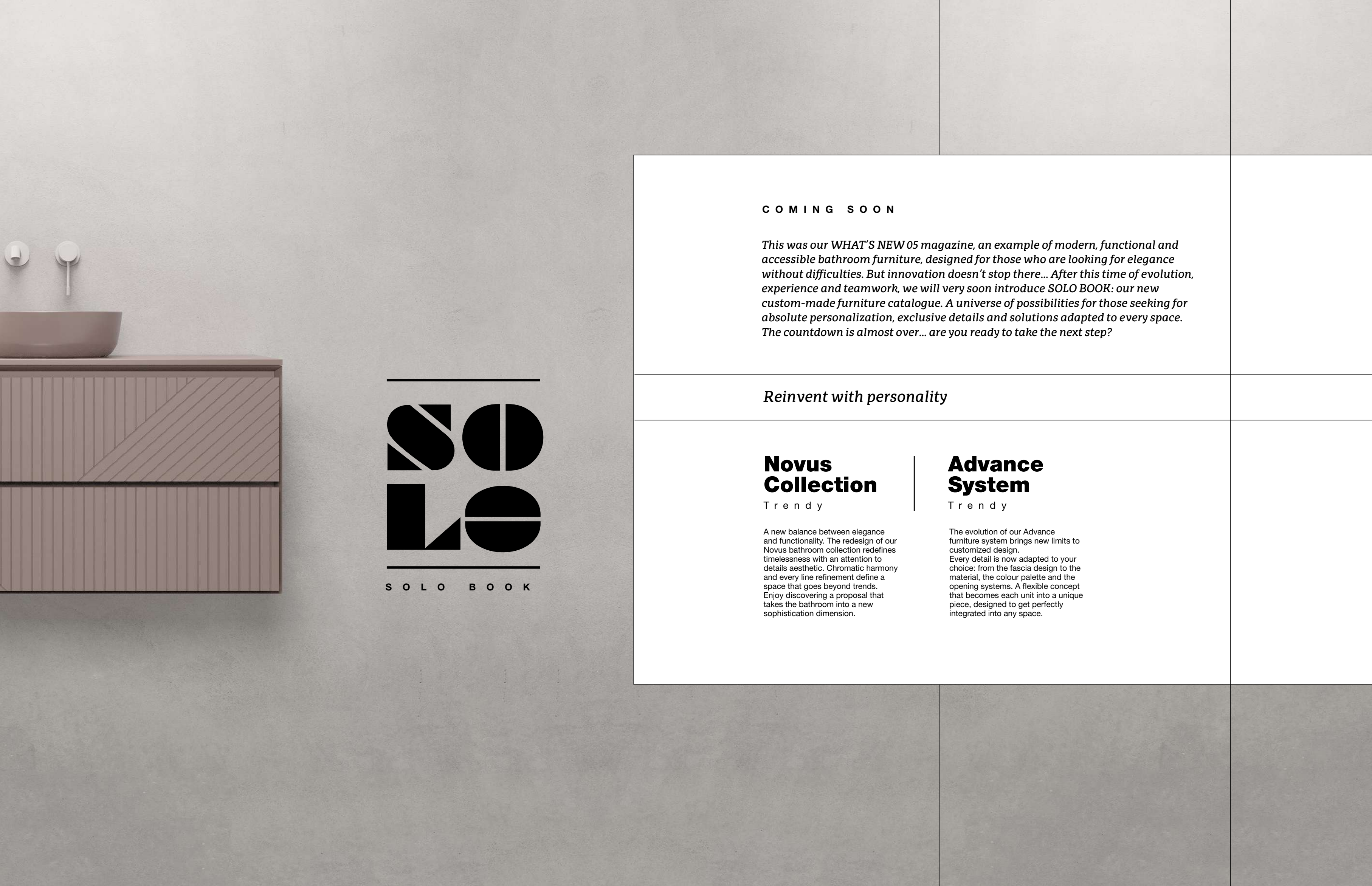
Framed Led Mirrors (Circular and Flow)	Express Service 3 days	Fast Service 8 days
Black, Gold, Silver	✓	
Lacquered Finishes 70, 34, 51, 52, 53, 54, 55	✓	
Lacquered Finishes		✓
K-Lacquered Finishes		✓

Mirror Cabinets Visible Sides	Express Service 3 days	Fast Service 8 days
Laminate Finishes	✓	
Lacquered Finishes 70, 34, 51, 52, 53, 54, 55	✓	
Lacquered Finishes		✓
K-Lacquered Finishes		✓

Basins	Express Service 3 days	Fast Service 8 days	Standard Service 15 days
Ceramic	✓		
Kolores			✓

Worktops	Express Service 3 days	Fast Service 8 days	Standard Service 15 days
Laminate	✓		
PET	✓		
Lacquered		✓	
Compact Stone			✓
Kolores			✓

Accessories	Express Service 3 days	Fast Service 8 days	Standard Service 15 days
Set of 2 Standard Lungo Legs (Black and White)	✓		
Set of 2 Lacquered/Gold Lungo Legs		✓	
Chrome/White/Black Click-clack Valves	✓		
Kolores Click-Click Valves			✓
Resto of Accessories and Spotlights	✓		



COMING SOON

This was our WHAT’S NEW 05 magazine, an example of modern, functional and accessible bathroom furniture, designed for those who are looking for elegance without difficulties. But innovation doesn’t stop there... After this time of evolution, experience and teamwork, we will very soon introduce SOLO BOOK: our new custom-made furniture catalogue. A universe of possibilities for those seeking for absolute personalization, exclusive details and solutions adapted to every space. The countdown is almost over... are you ready to take the next step?

Reinvent with personality

**Novus
Collection**
Trendy

A new balance between elegance and functionality. The redesign of our Novus bathroom collection redefines timelessness with an attention to details aesthetic. Chromatic harmony and every line refinement define a space that goes beyond trends. Enjoy discovering a proposal that takes the bathroom into a new sophistication dimension.

**Advance
System**
Trendy

The evolution of our Advance furniture system brings new limits to customized design. Every detail is now adapted to your choice: from the fascia design to the material, the colour palette and the opening systems. A flexible concept that becomes each unit into a unique piece, designed to get perfectly integrated into any space.



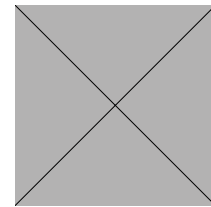
Avila: Dos

GOOD PEOPLE . NICE BATHROOMS

Ctra. de Puente Genil s/n
Apdo. Correos, 124
14900 Lucena (CÓRDOBA)
T 00 34 957 500 918
E info@avilados.com

www.avilados.com

DOWNLOAD ACCESS
WHAT'S NEW 05



European Union

MADE IN SPAIN



GENERAL TERMS AND CONDITIONS

- VAT not included.
- Taps price not included.
- Check page 105 for detailed terms and conditions.
- Further options and sizes in the general catalogue.
- This catalogue cancels and replaces WHAT'S NEW 04.
- All the collections in this catalogue are properly registered at the Patent and Trademark Spanish Office, an agency of the Ministry of Industry. Legal deposit with protocol number 297 signed by the public notary Ms. Estrella Moledano Garcia on February 4th 2025.

DISTRIBUTOR STAMP

